



REPUBLIKA E SHQIPËRISË
MINISTRIA E SHËNDETËSISË
INSTITUTI I SHËNDETIT PUBLIK

DATA OF "ALERT" SYNDROME - BASED SURVEILLANCE OVER THE PERIOD
25 NOVEMBER - 1 DECEMBER 2013
(WEEK 48)

For this period, have reported 36 districts or 100% (=36/36) of them

3 districts or 8% (=3/36) of them have reported by phone, mail:
HAS, M. MADHE, PEQIN,

33 districts or 92% (=33/36) of them have reported by e-mail:

BERAT, BULQIZË, DELVINË, DEVOLL, DIBËR, DURRËS, ELBASAN, FIER, GJIROKASTËR, GRAMSH, KAVAJË, KOLONJË, KORÇË, KRUIË, KUÇOVË, KURBIN, LEZHË, LIBRAZHD, LUSHNJE, MALLAKASTËR, MAT, MIRDITË, PËRMET, POGRADEC, PUKË, SARANDË, SHKODËR, SKRAPAR, TEPELENË, TIRANË, TROPOJË, VLORË.

No report in time: 0 district or 0% (=0/36) of them:

TOTAL NUMBER OF NOTIFICATIONS OF "ALERT" INFECTIOUS SYNDROMES BY WEEK 48

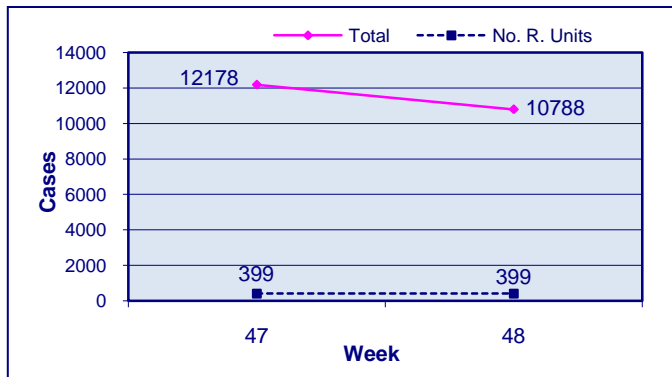
	Week 48
DIARRHOEA WITHOUT BLOOD	1,099
DIARRHOEA WITH BLOOD	0
UPPER RESPIRATORY INFECTIONS	7,040
LOWER RESPIRATORY INFECTIONS	3,748
RASH WITH FEVER	4
JAUNDICE	0
HEMORRAGE WITH FEVER	0
SUSPECT MENINGITIS	0
UNEXPLAINED FEVER	0
Number of Reporting Units	399
% of Reporting Units	93% (399/427)

Rash with fever

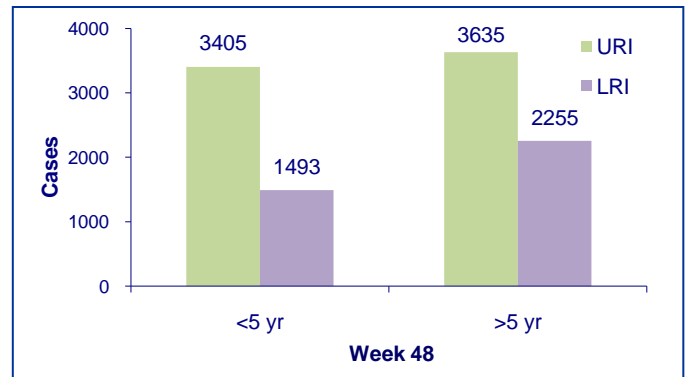
3 cases were reported from district of Fier, and 1 case from Tirana district. The epidemiological investigation and consultation with family physicians and infectious diseases specialist of the above districts concluded that cases were not suspected for measles or rubella but varicella.

Upper and Lower Respiratory Infections

The trend of Upper and Lower respiratory infections by week



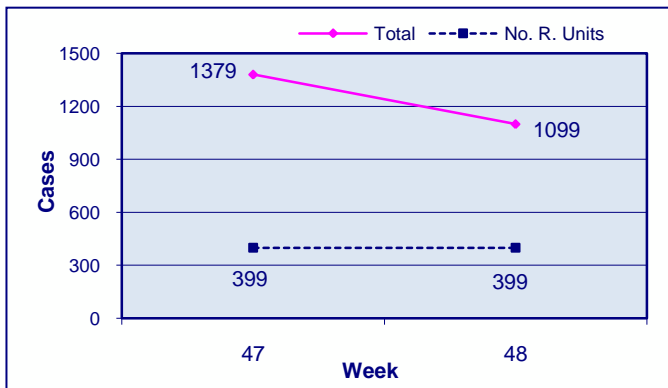
Distribution of Upper and Lower respiratory infections by age group



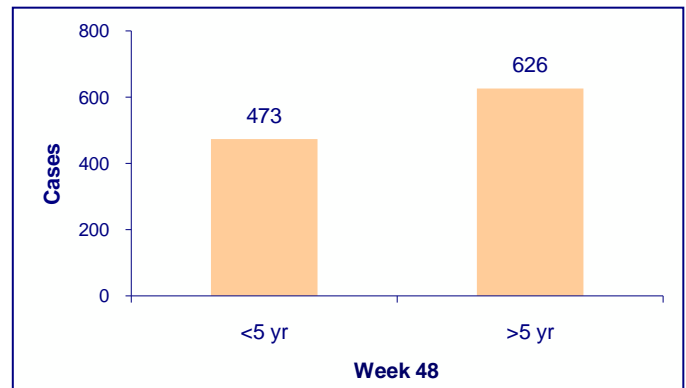
During week 48, the number of consultations of Upper and Lower Respiratory Infections, decreased compared to previous week.

Diarrhoea without Blood

The trend of Diarrhoea without Blood by week

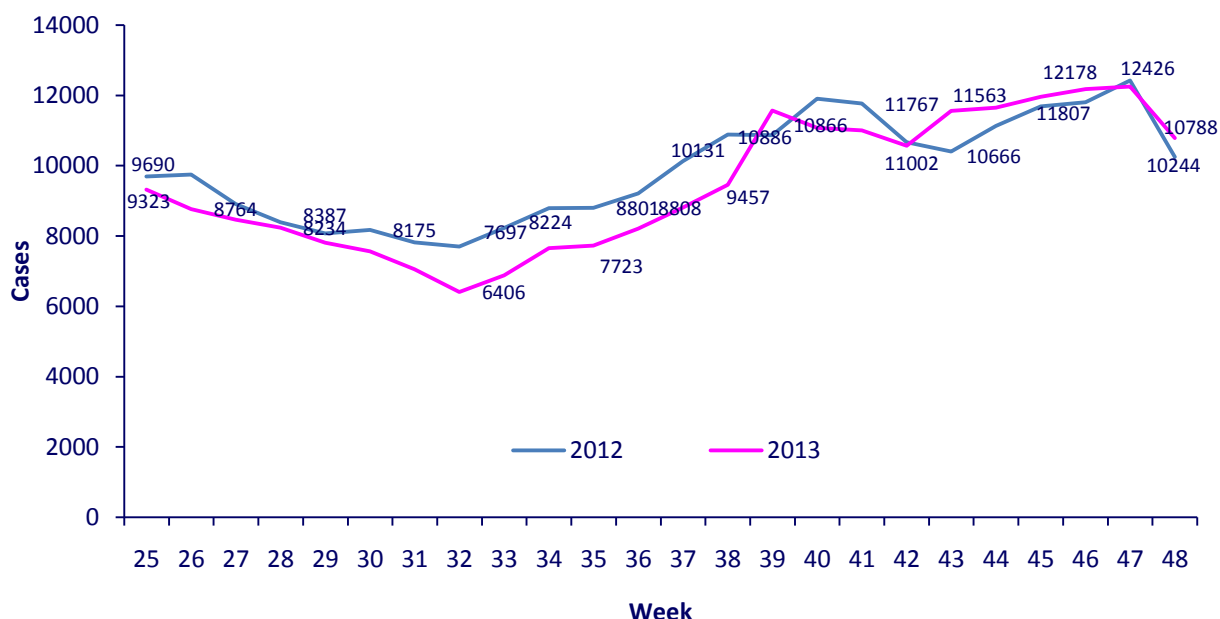


Distribution of Diarrhoea without Blood by age group

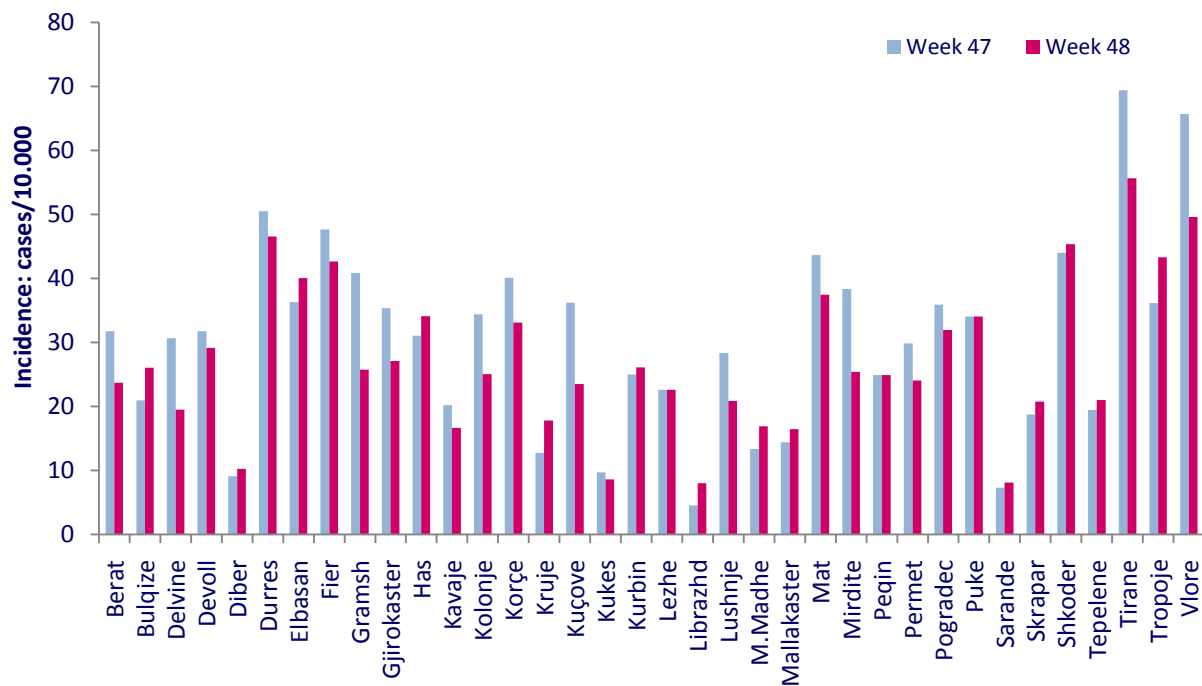


During week 48, the number of consultations of Diarrhoea without Blood decreased compared to previous week.

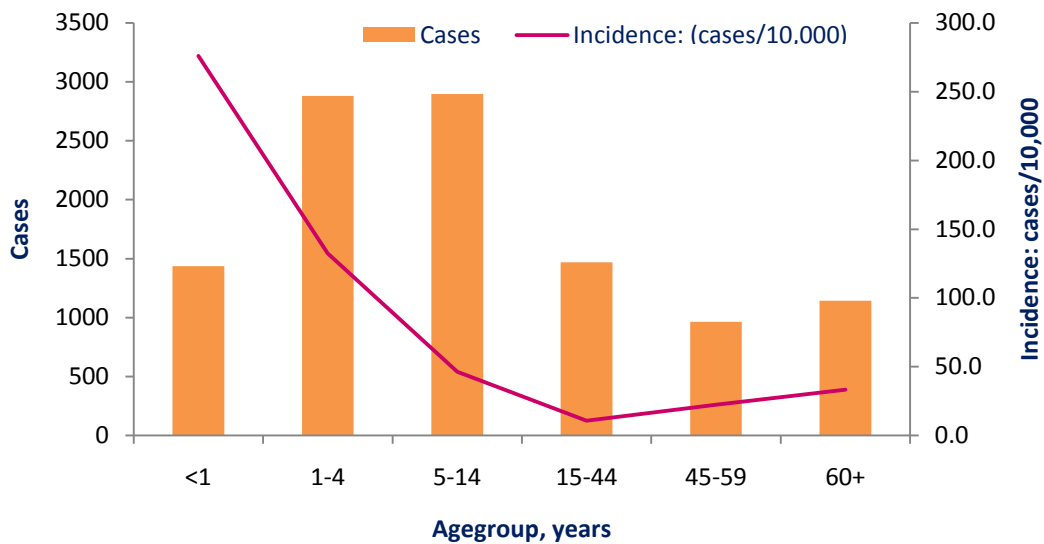
Weekly trend of “Upper and Lower Respiratory Infections” from week 25 - 48 of the year 2012 compared to 2013. Number of cases.



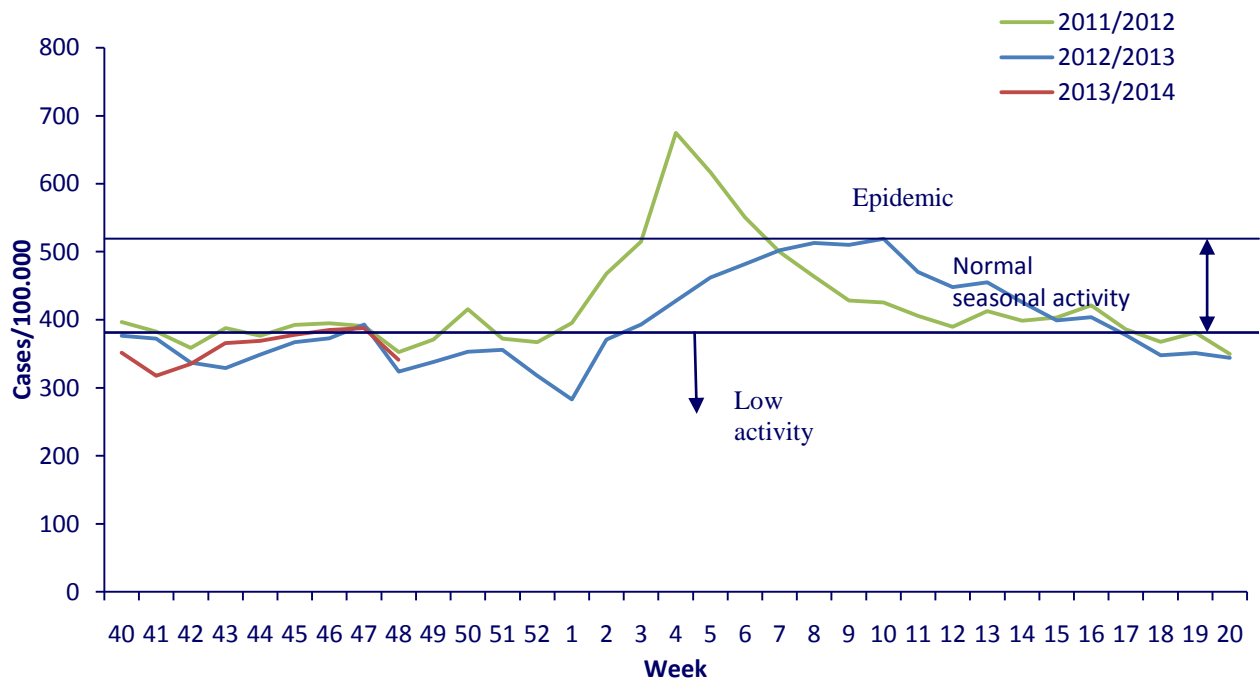
Frequency occurrence of “Upper and Lower Respiratory Infections” by district in week 47 and 48. Incidence: cases/10,000.



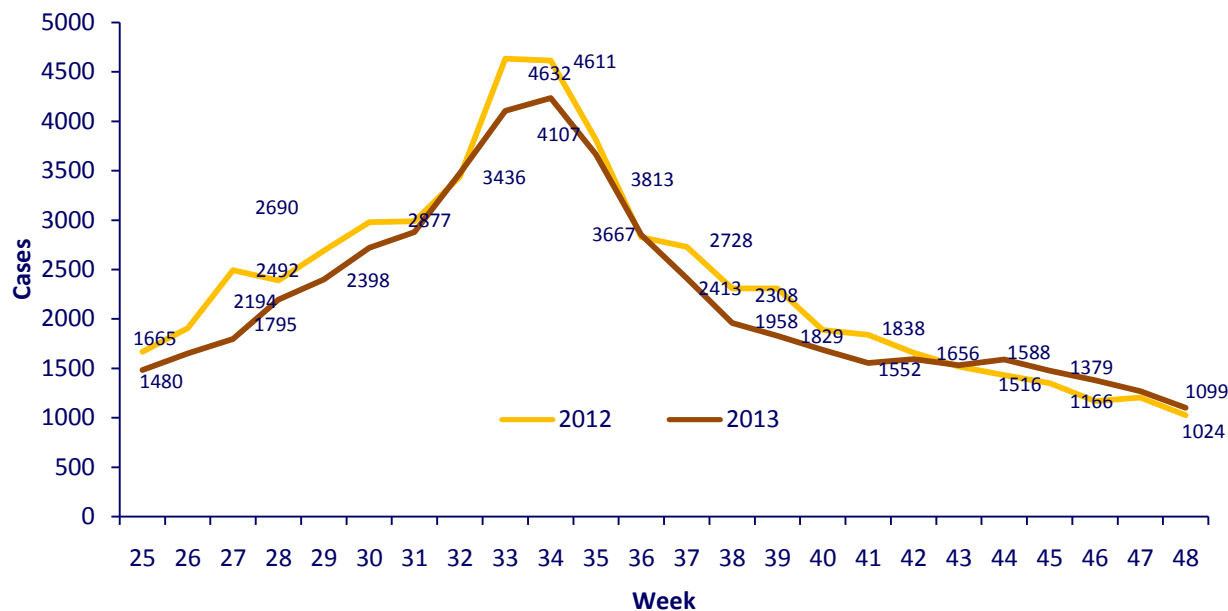
**Distribution of “Upper and Lower Respiratory Infections” by age group.
No. of cases and incidence (cases/10,000)**



Comparison of the activity of “Upper and Lower Respiratory Infections” according to seasons (weeks 40 – 20) and Epidemic threshold. Cases/100,000

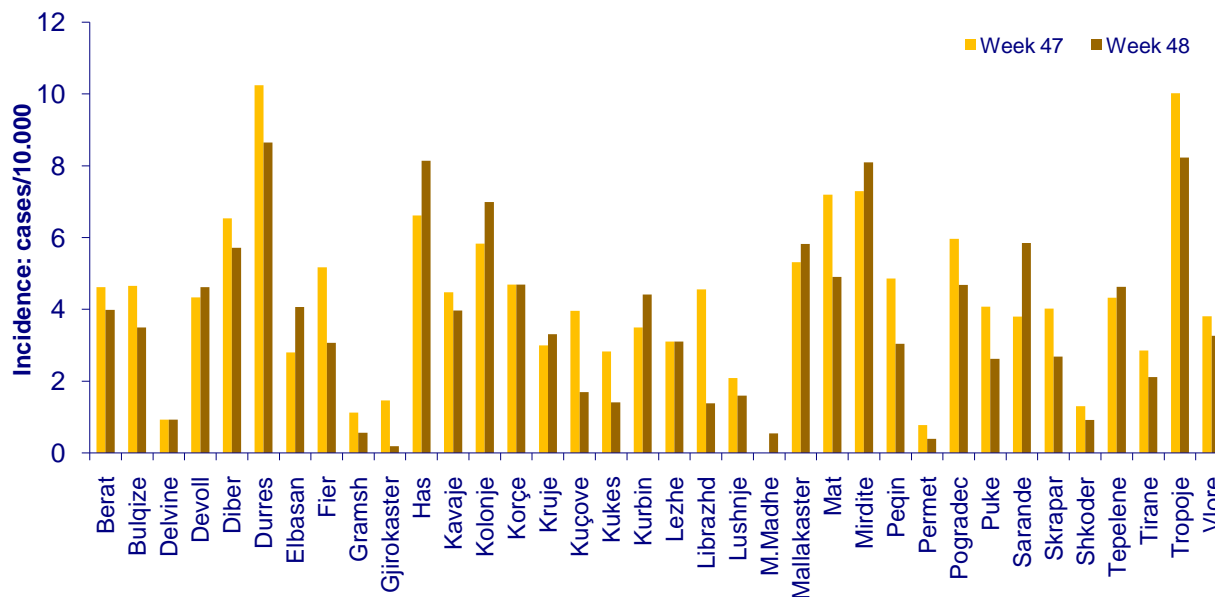


Weekly trend of “Diarrhoea without Blood” from week 25 - 48 of the year 2012 compared to 2013. No. of cases.



During week 48 of the year 2013 the number of consultations of “Diarrhoea without Blood” is almost the same compared to the same week of previous year.

Diarrhoea without Blood frequency occurrence by district in week 47 and 48. Incidence (Cases /10,000 population)



Most cases were reported from hospitals’ emergency departments. There is a heterogeneous distribution without spatio-temporal clustering or epidemiological link between cases.

Reporting rates in percentage by district in week 48

