



REPUBLIKA E SHQIPËRISË
MINISTRIA E SHËNDETËSISË
INSTITUTE OF PUBLIC HEALTH

DATA OF "ALERT" SYNDROME - BASED SURVEILLANCE OVER THE PERIOD
27 OCTOBER - 2 NOVEMBER 2014
(WEEK 44)

For this period, have reported 36 districts or 100% (=36/36) of them

3 districts or 8% (=3/36) of them have reported by phone, mail:
HAS, M. MADHE, PEQIN,

33 districts or 92% (=33/36) of them have reported by e-mail:

BERAT, BULQIZË, DELVINË, DEVOLL, DIBËR, DURRËS, ELBASAN, FIER, GJIROKASTËR, GRAMSH, KAVAJË,
KOLONJË, KORÇË, KRUIË, KUÇOVË, KURBIN, LEZHË, LIBRAZHD, LUSHNJË, MALLAKASTËR, MAT, MIRDITË,
PËRMET, POGRADEC, PUKË, SARANDË, SHKODËR, SKRAPAR, TEPELENË, TIRANË, TROPOJË, VLORË.

No report in time: 0 district or 0% (=0/36) of them:

TOTAL NUMBER OF NOTIFICATIONS OF "ALERT" INFECTIOUS SYNDROMES BY WEEK 44

	Week 44
DIARRHOEA WITHOUT BLOOD	1,339
DIARRHOEA WITH BLOOD	0
UPPER RESPIRATORY INFECTIONS	7,605
LOWER RESPIRATORY INFECTIONS	4,118
RASH WITH FEVER	8
JAUNDICE	8
HEMORRAGE WITH FEVER	0
SUSPECT MENINGITIS	0
UNEXPLAINED FEVER	0
Number of Reporting Units	402
% of Reporting Units	94% (402/427)

Rash with fever

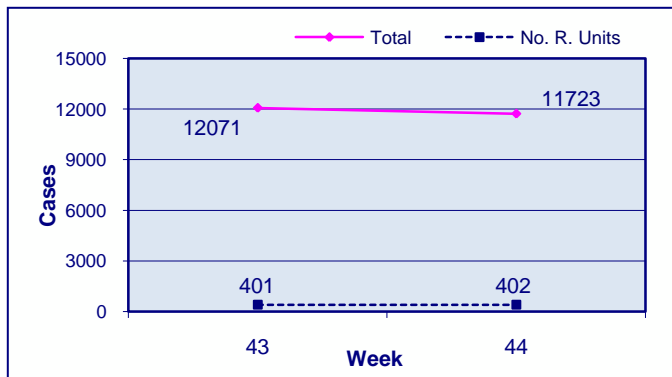
7 cases were reported from the district of Vlora and 1 case from district, Fier. The epidemiological investigation and consultation with family physicians and infectious diseases specialist of the above districts concluded that cases were not suspected for measles or rubella but varicella.

Jaundice

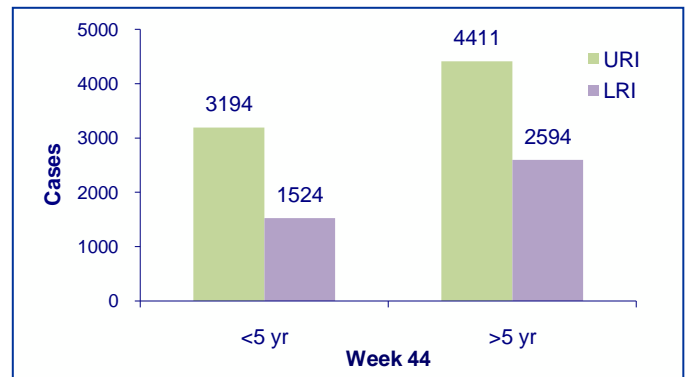
- 8 cases were reported from the district of Fier:
In 5 cases the diagnosis is “Unspecified Viral Hepatitis”, in 1 case is “Suspect Leptosprosis” and in 1 case the diagnosis is “Obstructive icterus”
- 1 case was reported from the district of Elbasan: the diagnosis in one of the cases is “Unspecified Viral Hepatitis”
- No case suspected for Ebola was reported so far.

Upper and Lower Respiratory Infections

The trend of Upper and Lower respiratory infections by week



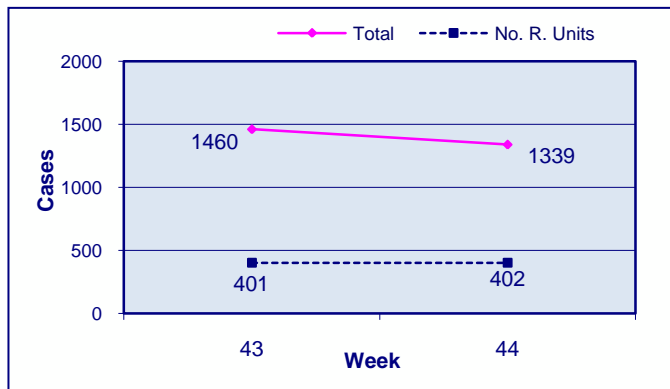
Distribution of Upper and Lower respiratory infections by age group



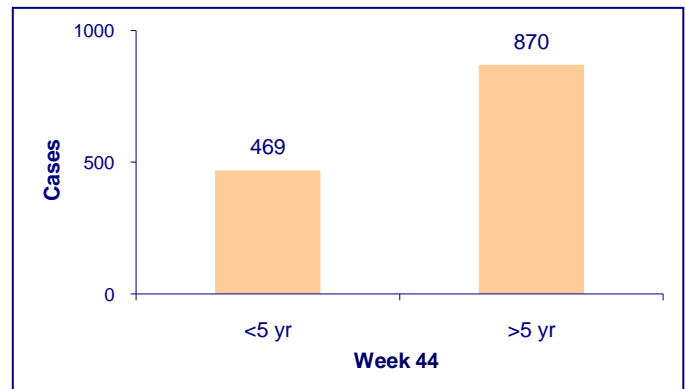
During week 44, the number of consultations of “Upper and Lower Respiratory Infections decreased 3% as compared to previous week.

Diarrhoea without Blood

The trend of Diarrhoea without Blood by week

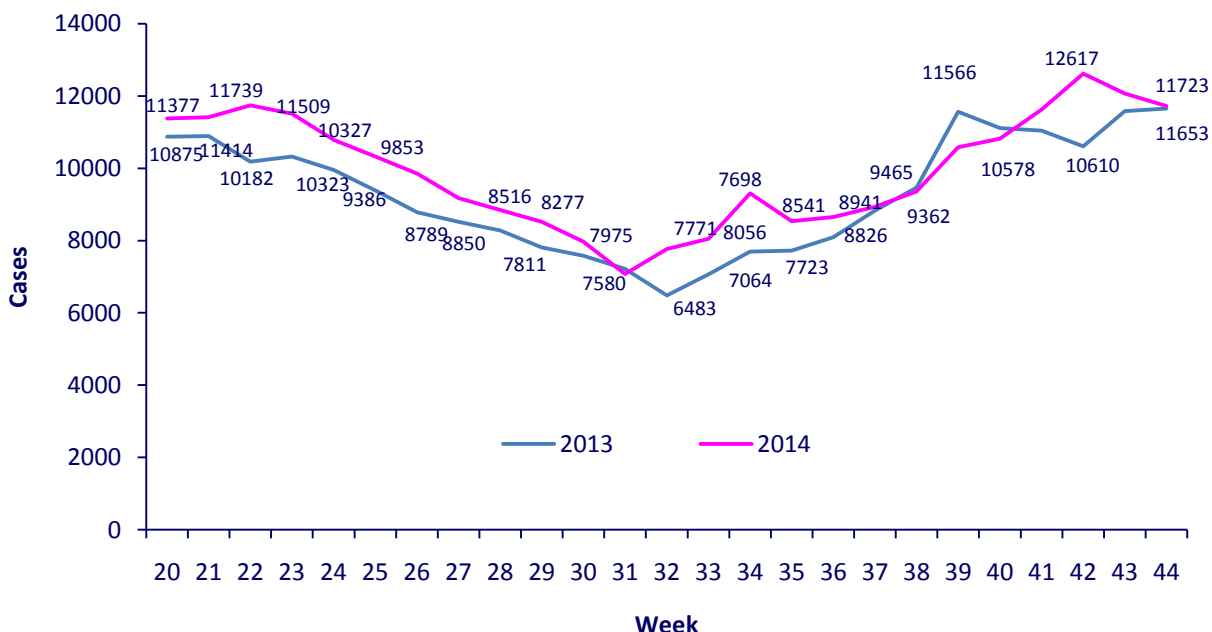


Distribution of Diarrhoea without Blood by age group



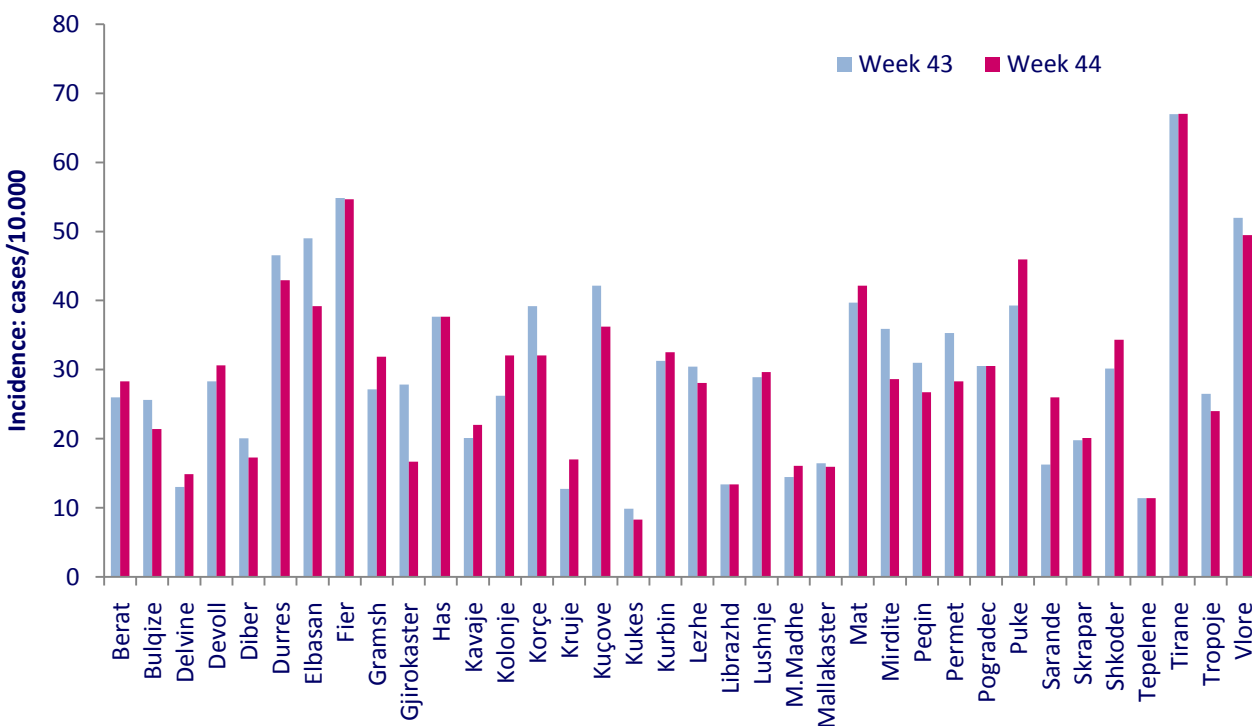
During week 44, the number of consultations of “Diarrhoea without Blood” decreased as compared to previous week.

Weekly trend of “Upper and Lower Respiratory Infections” from week 20 - 44 of the year 2013 compared to year 2014. Number of cases.

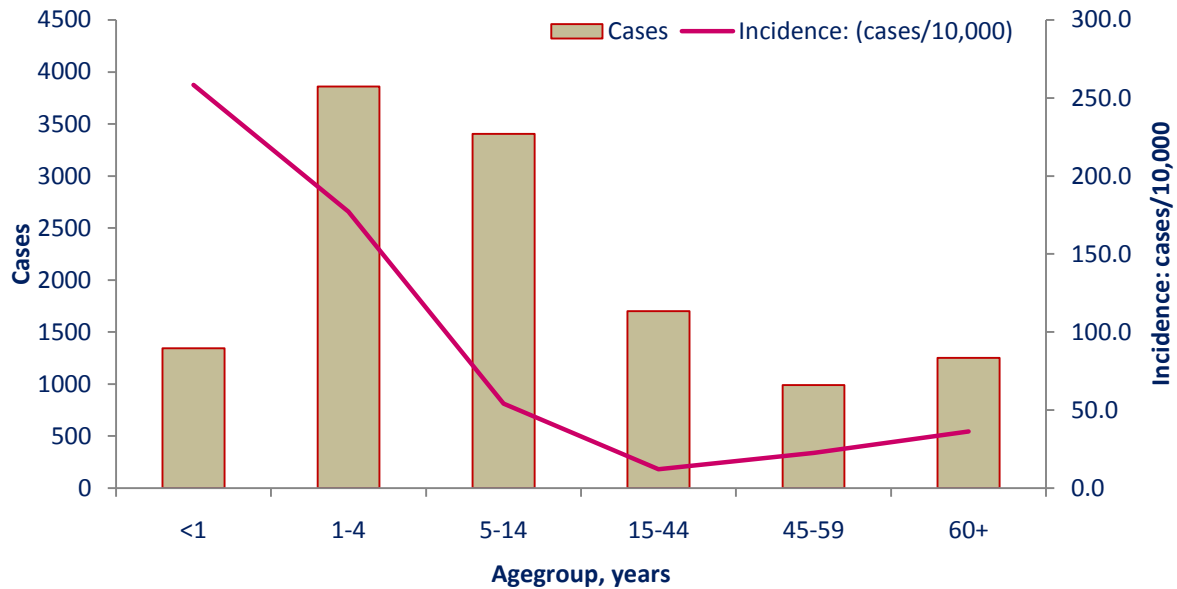


The number of Acute Respiratory Infections in week 44 is 1% higher as compared to the same week of previous year.

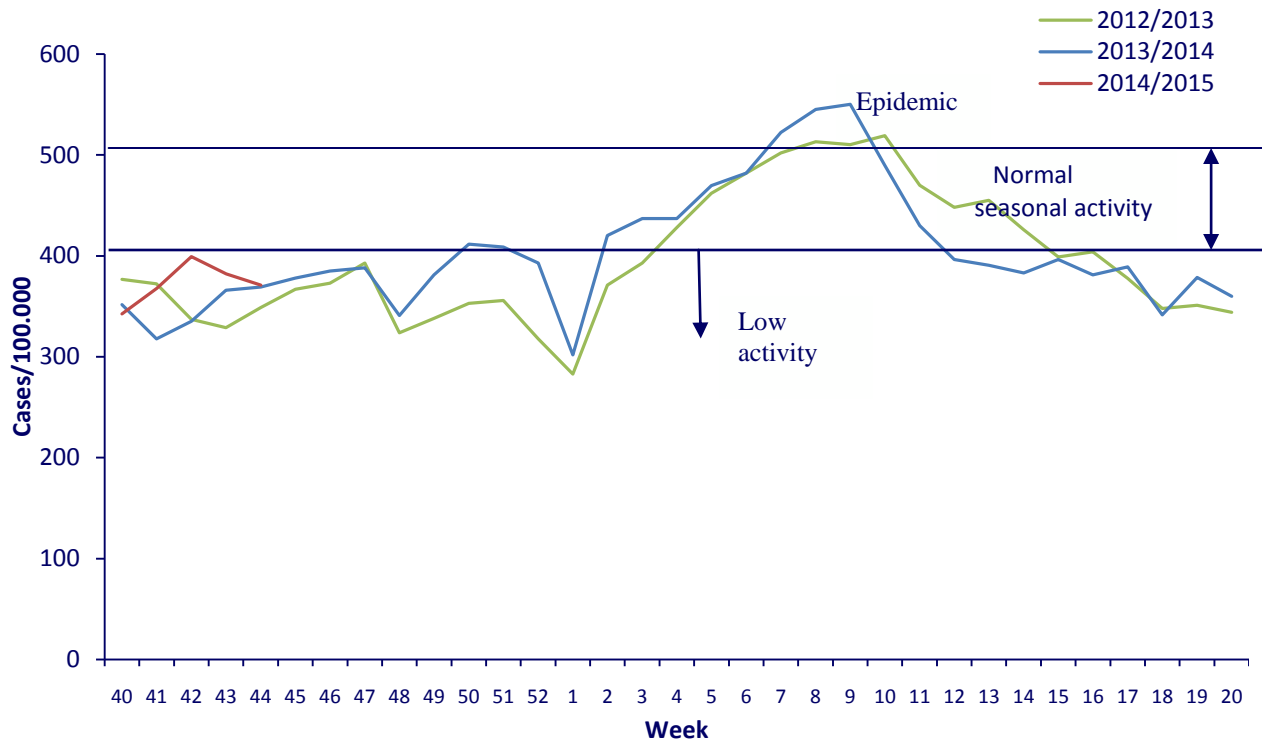
Frequency occurrence of “Upper and Lower Respiratory Infections” by district in week 43 and 44. Incidence: cases/10,000.



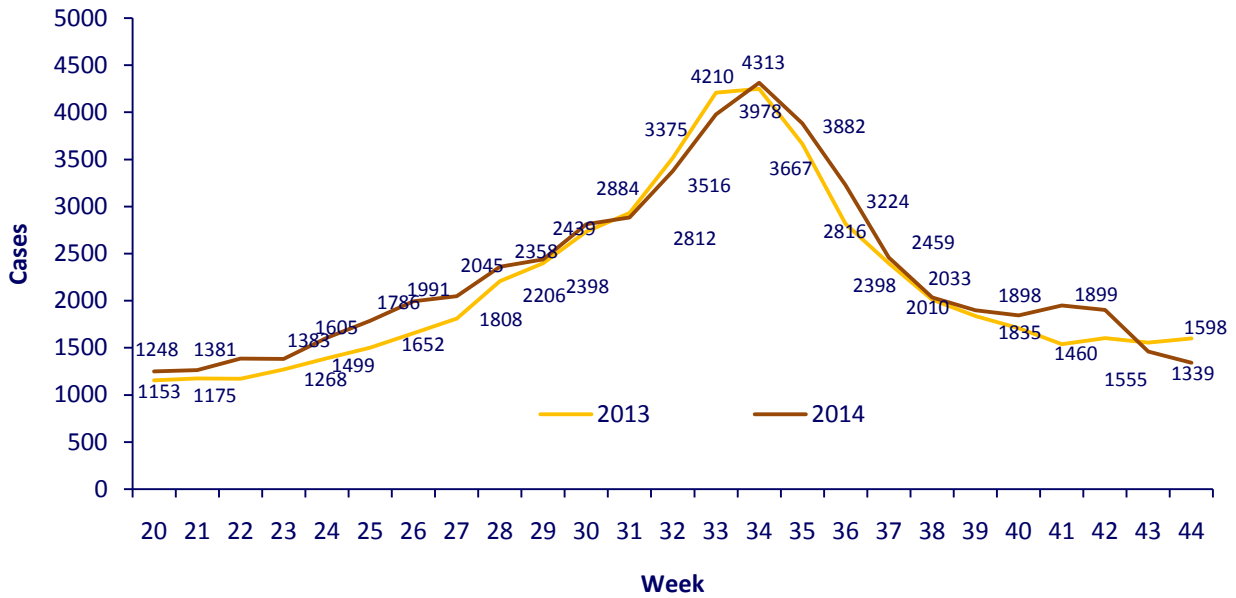
**Distribution of “Upper and Lower Respiratory Infections” by age group.
No. of cases and incidence (cases/10,000)**



Comparison of the activity of “Upper and Lower Respiratory Infections” according to seasons (weeks 40 – 20) and Epidemic threshold. Cases/100,000

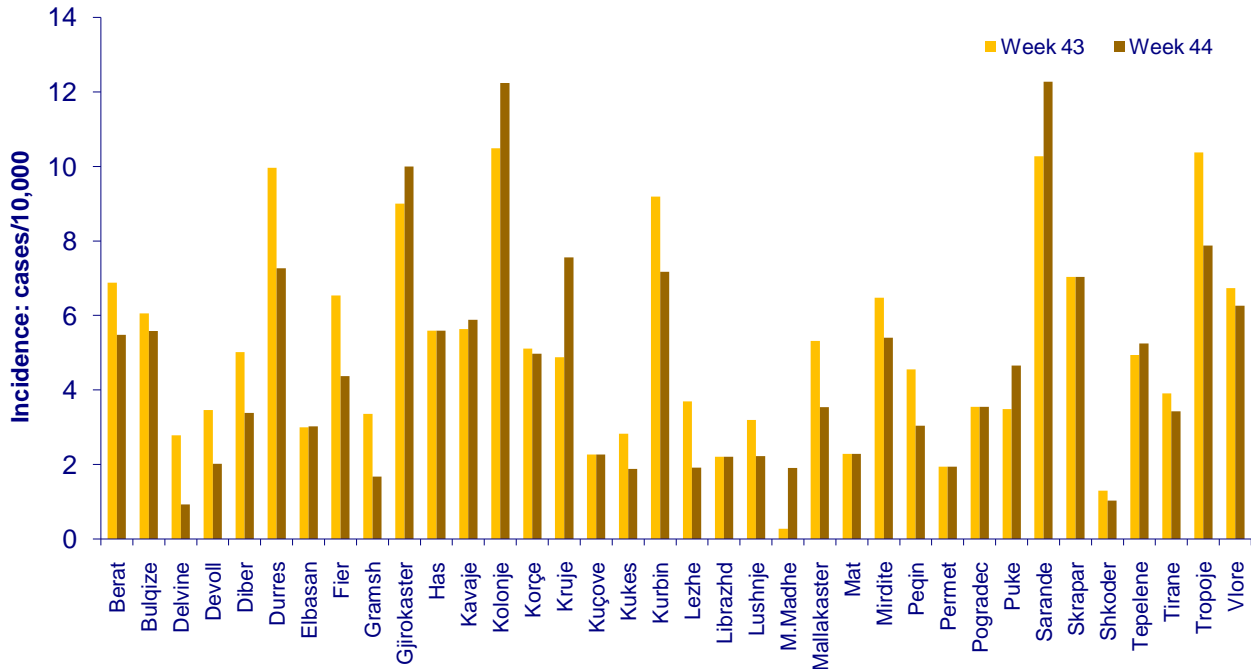


Weekly trend of “Diarrhoea without Blood” from week 20 - 44 of the year 2013 compared to year 2014. Number of cases.



During week 42 of the year 2014 the number of consultations of “Diarrhoea without Blood” is 3% lower as compared to the same week of previous year.

Diarrhoea without Blood frequency occurrence by district in week 43 and 44. Incidence (Cases /10,000 population)



Most cases were reported from hospitals’ emergency departments. There is a heterogeneous distribution without spatio-temporal clustering or epidemiological link between cases.

Reporting rates in percentage by district in week 44

