



REPUBLIKA E SHQIPËRISË
MINISTRIA E SHËNDETËSISË
INSTITUTE OF PUBLIC HEALTH

DATA OF "ALERT" SYNDROME - BASED SURVEILLANCE OVER THE PERIOD
11 AUGUST - 17 AUGUST 2014
(WEEK 33)

For this period, have reported 36 districts or 100% (=36/36) of them

3 districts or 8% (=3/36) of them have reported by phone, mail:
HAS, M. MADHE, PEQIN,

33 districts or 92% (=33/36) of them have reported by e-mail:

BERAT, BULQIZË, DELVINË, DEVOLL, DIBËR, DURRËS, ELBASAN, FIER, GJIROKASTËR, GRAMSH, KAVAJË, KOLONJË, KORÇË, KRUIË, KUÇOVË, KURBIN, LEZHË, LIBRAZHD, LUSHNJE, MALLAKASTËR, MAT, MIRDITË, PËRMET, POGRADEC, PUKË, SARANDË, SHKODËR, SKRAPAR, TEPELENË, TIRANË, TROPOJË, VLORË.

No report in time: 0 district or 0% (=0/36) of them:

TOTAL NUMBER OF NOTIFICATIONS OF "ALERT" INFECTIOUS SYNDROMES BY WEEK 33

	Week 33
DIARRHOEA WITHOUT BLOOD	JAVA 33
DIARRHOEA WITH BLOOD	3,978
UPPER RESPIRATORY INFECTIONS	0
LOWER RESPIRATORY INFECTIONS	5,717
RASH WITH FEVER	2,339
JAUNDICE	0
HEMORRAGE WITH FEVER	2
SUSPECT MENINGITIS	0
UNEXPLAINED FEVER	0
Number of Reporting Units	395
% of Reporting Units	93% (395/427)

Diarrhea without blood

Enhanced surveillance was implemented particularly in coastal districts and specimen collection for laboratory examination is recommended to all districts.

Jaundice

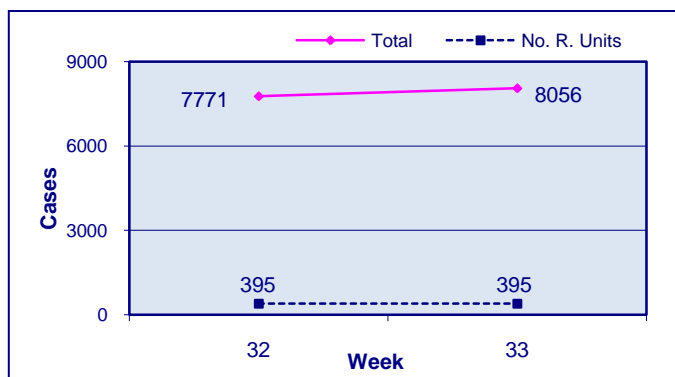
The cases belong to agegroup 1-4 years and 5-14 years and were reported from the district of Elbasan and Fier. The diagnosis is "Unspecified viral hepatitis". Measures of prevention and control were implemented in the field.

Unexplained fever

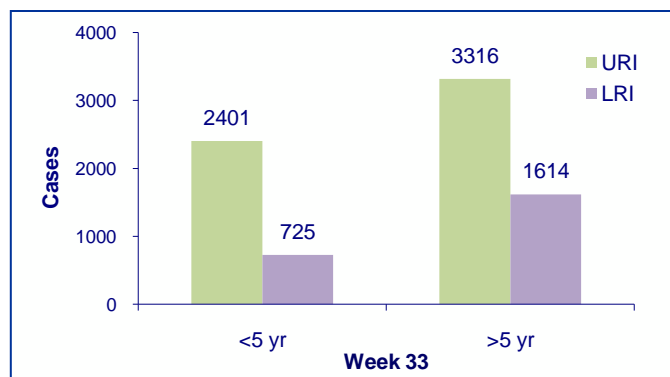
The cases belong to agegroup 15-44 years and were reported from the district of Pogradec. The diagnosis is confirmed "Brucellosis". Measures of prevention and control were implemented in the field.

Upper and Lower Respiratory Infections

The trend of Upper and Lower respiratory infections by week



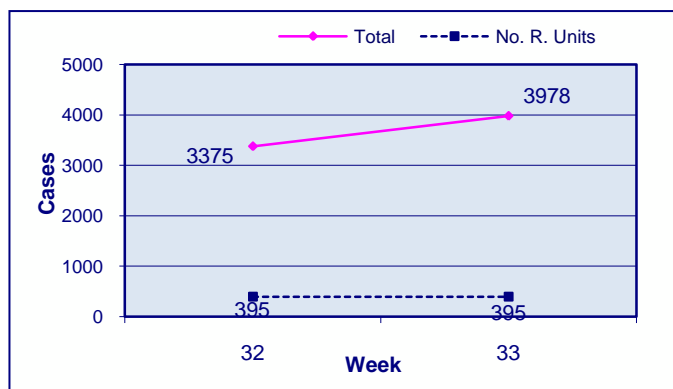
Distribution of Upper and Lower respiratory infections by age group



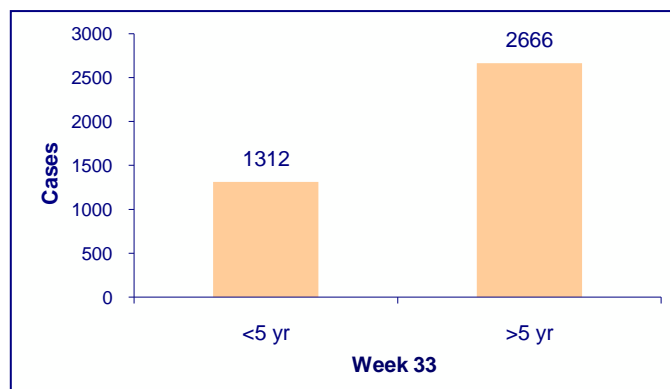
During week 33, the number of consultations of “Upper and Lower Respiratory Infections” decreased compared to previous week.

Diarrhoea without Blood

The trend of Diarrhoea without Blood by week

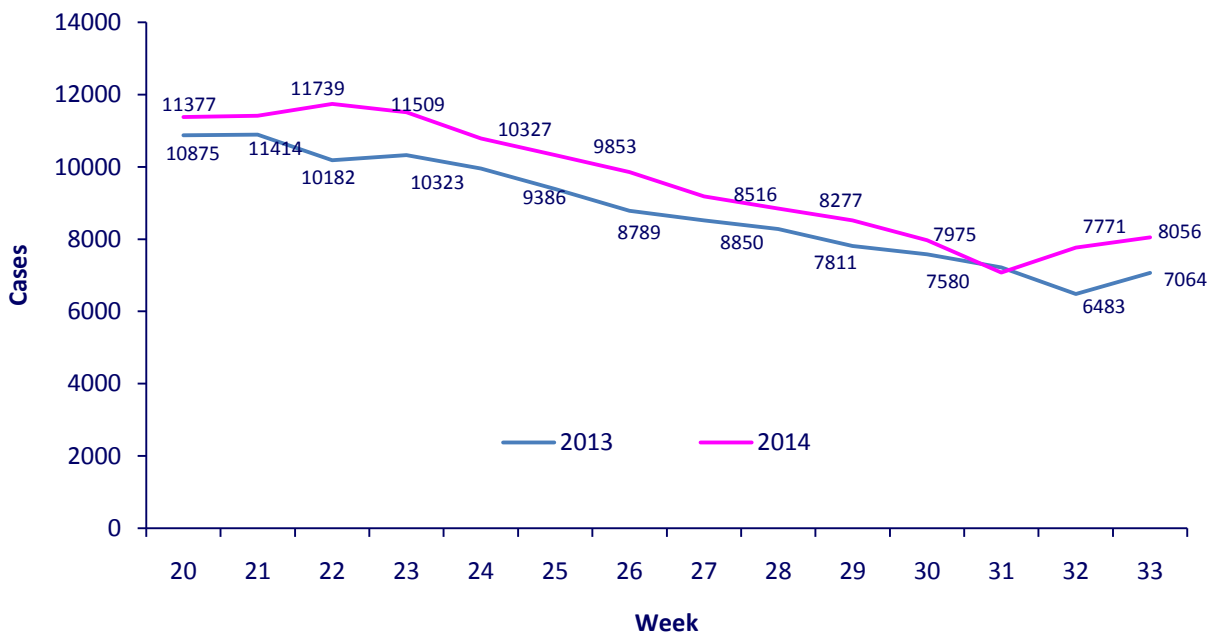


Distribution of Diarrhoea without Blood by age group



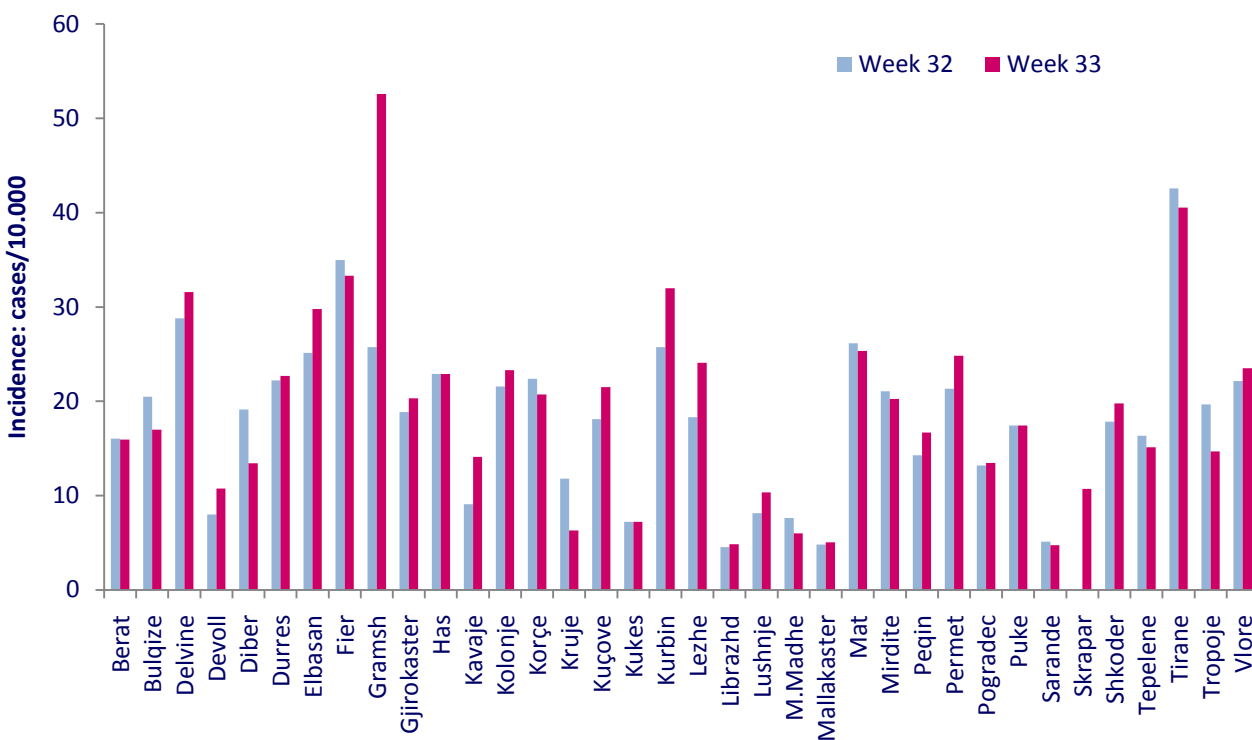
During week 33, the number of consultations of “Diarrhoea without Blood” increased 15% compared to previous week.

Weekly trend of “Upper and Lower Respiratory Infections” from week 20 - 33 of the year 2013 compared to year 2014. Number of cases.

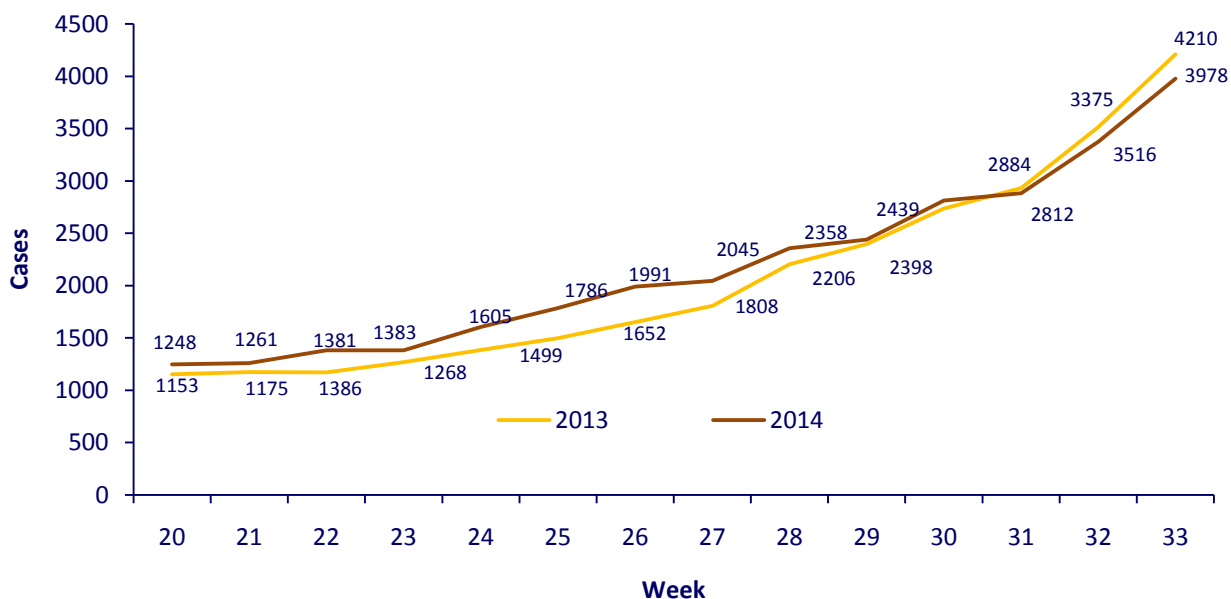


The number of Acute Respiratory Infections in week 33 is 12% higher compared to the same week of previous year.

Frequency occurrence of “Upper and Lower Respiratory Infections” by district in week 32 and 33. Incidence: cases/10,000.

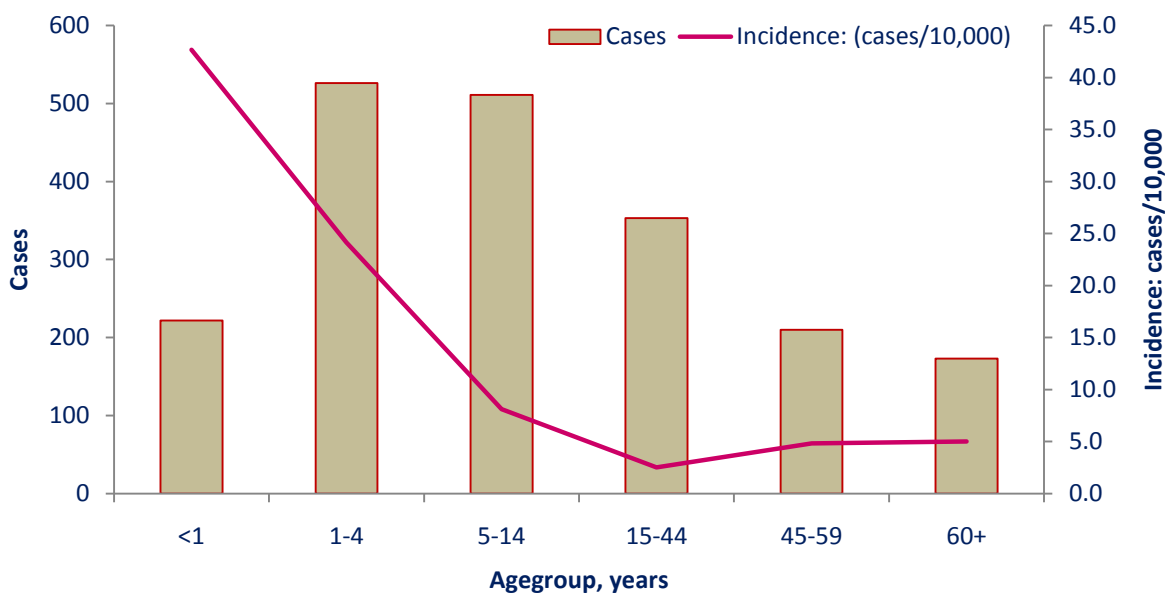


Weekly trend of “Diarrhoea without Blood” from week 20 - 33 of the year 2013 compared to year 2014. Number of cases.

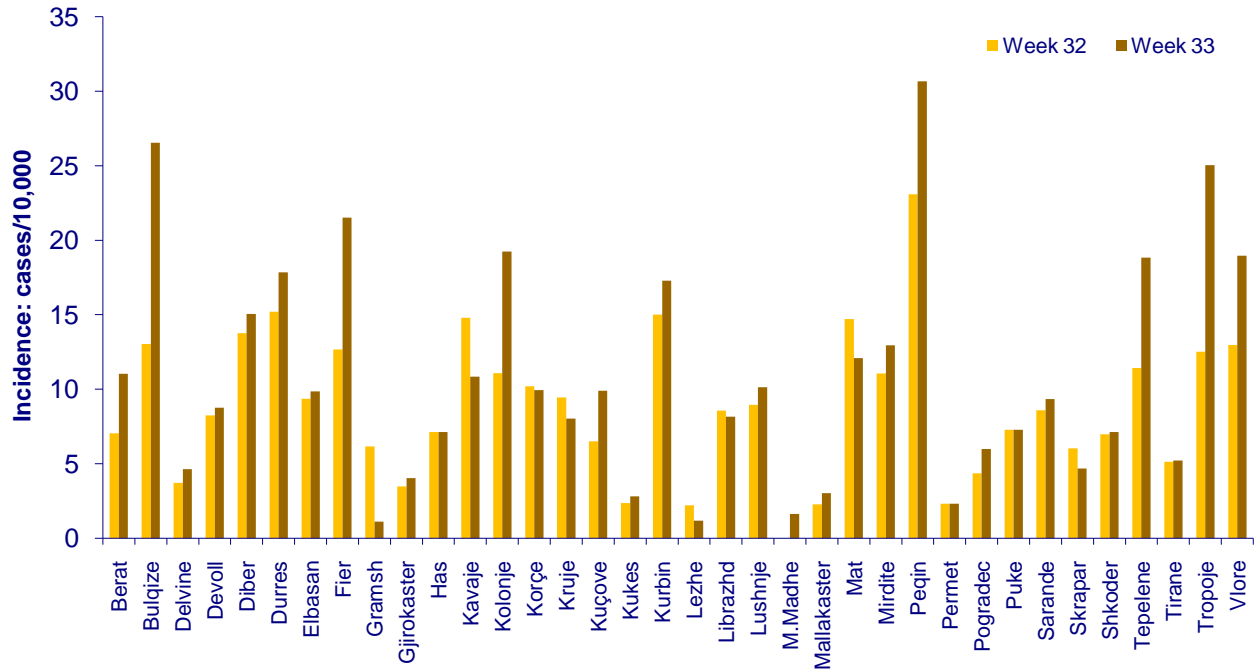


During week 33 of the year 2014 the number of consultations of “Diarrhoea without Blood” is 5% lower compared to the same week of previous year.

Distribution of “Diarrhea without blood” by age group. No. of cases and incidence (cases/10,000)



**Diarrhoea without Blood frequency occurrence by district in week 32 and 33.
Incidence (Cases /10,000 population)**



Most cases were reported from hospitals' emergency departments. There is a heterogeneous distribution without spatio-temporal clustering or epidemiological link between cases.

Reporting rates in percentage by district in week 33

