



REPUBLIKA E SHQIPËRISË
MINISTRIA E SHËNDETËSISË
INSTITUTE OF PUBLIC HEALTH

DATA OF "ALERT" SYNDROME - BASED SURVEILLANCE OVER THE PERIOD
3 MARCH - 9 MARCH 2014
(WEEK 10)

For this period, have reported 36 districts or 100% (=36/36) of them

3 districts or 8% (=3/36) of them have reported by phone, mail:
HAS, M. MADHE, PEQIN,

33 districts or 92% (=33/36) of them have reported by e-mail:

BERAT, BULQIZË, DELVINË, DEVOLL, DIBËR, DURRËS, ELBASAN, FIER, GJIROKASTËR, GRAMSH, KAVAJË, KOLONJË, KORÇË, KRUIË, KUÇOVË, KURBIN, LEZHË, LIBRAZH, LUSHNJE, MALLAKASTËR, MAT, MIRDITË, PËRMET, POGRADEC, PUKË, SARANDË, SHKODËR, SKRAPAR, TEPELENË, TIRANË, TROPOJË, VLORË.

No report in time: 0 district or 0% (=0/36) of them:

TOTAL NUMBER OF NOTIFICATIONS OF "ALERT" INFECTIOUS SYNDROMES BY WEEK 10

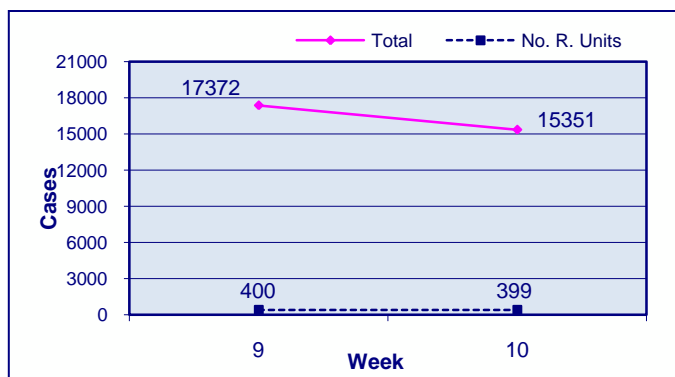
	Week 10
DIARRHOEA WITHOUT BLOOD	1,052
DIARRHOEA WITH BLOOD	0
UPPER RESPIRATORY INFECTIONS	9,917
LOWER RESPIRATORY INFECTIONS	5,434
RASH WITH FEVER	7
JAUNDICE	0
HEMORRAGE WITH FEVER	0
SUSPECT MENINGITIS	0
UNEXPLAINED FEVER	0
Number of Reporting Units	399
% of Reporting Units	94% (399/427)

Rash with fever

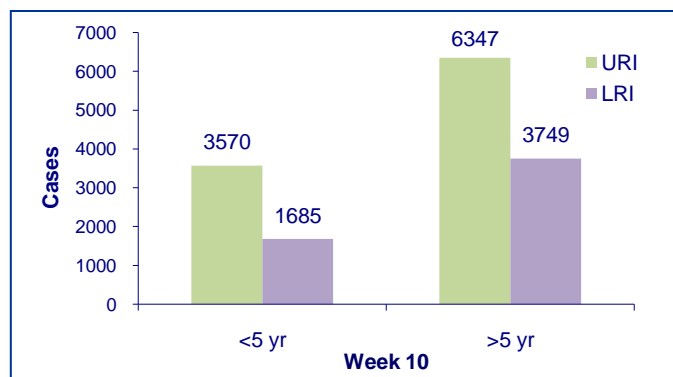
4 cases were reported from district of Fier and 3 cases from Tirana district. The epidemiological investigation and consultation with family physicians and infectious diseases specialist of the the above districts concluded the case was not suspected for measles or rubella but varicella.

Upper and Lower Respiratory Infections

The trend of Upper and Lower respiratory infections by week



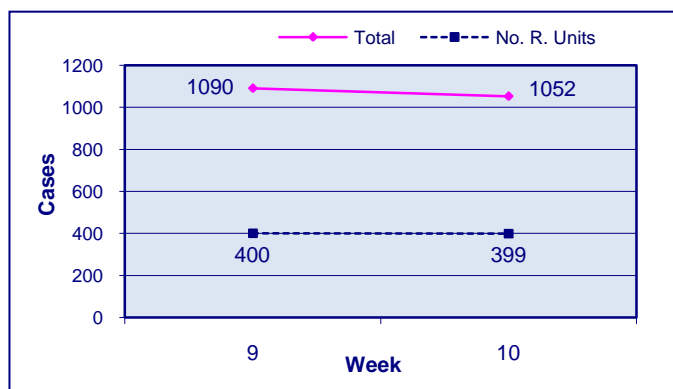
Distribution of Upper and Lower respiratory infections by age group



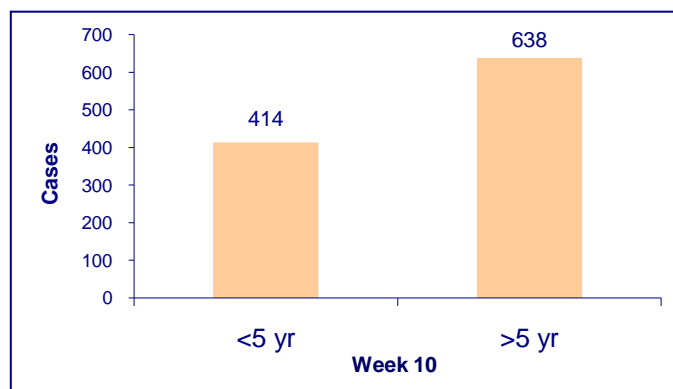
During week 10, the number of consultations of “Upper and Lower Respiratory Infections increased 12% compared to previous week.

Diarrhoea without Blood

The trend of Diarrhoea without Blood by week

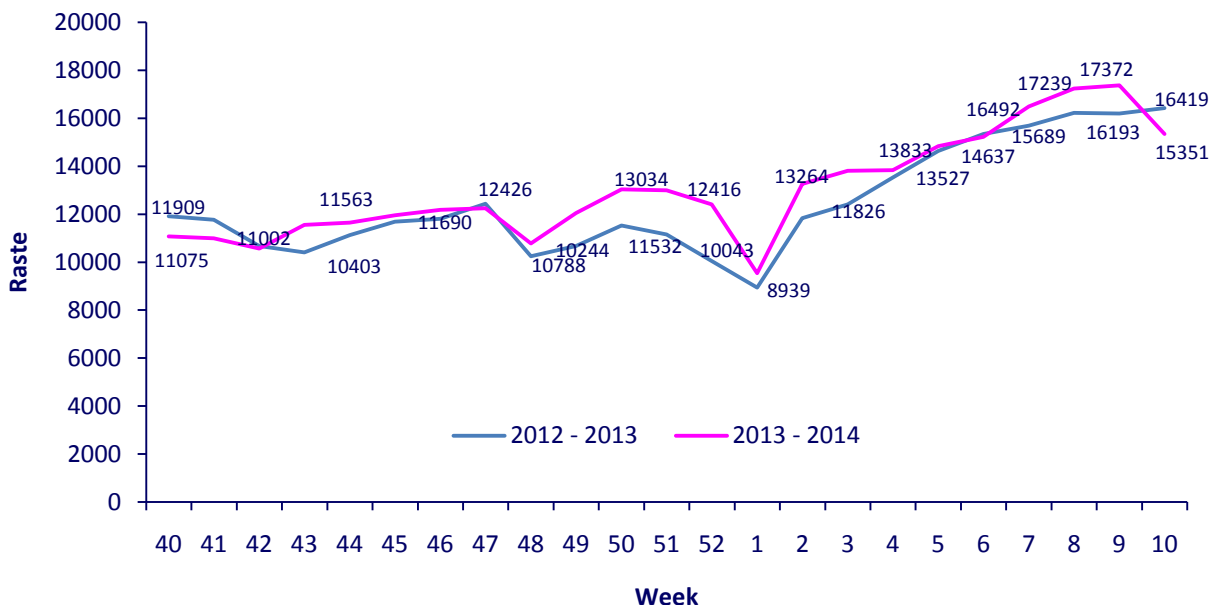


Distribution of Diarrhoea without Blood by age group



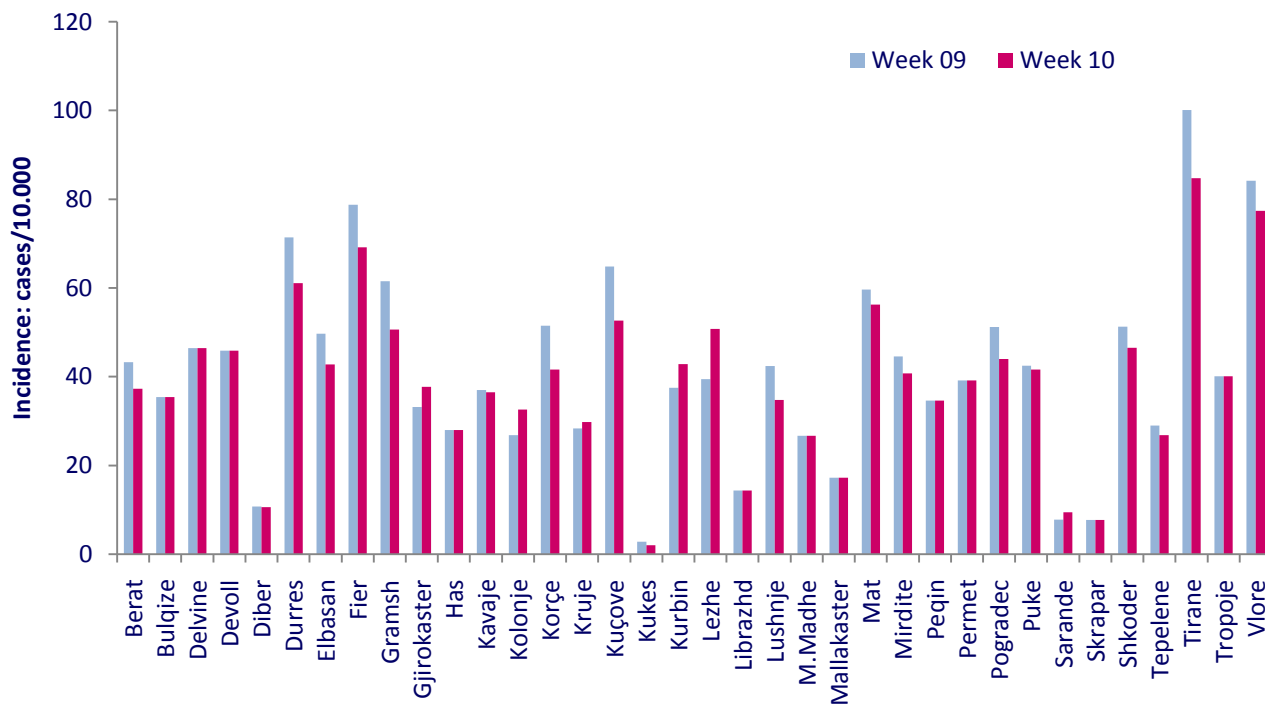
During week 10, the number of consultations of “Diarrhoea without Blood” is stable compared to previous week.

Weekly trend of “Upper and Lower Respiratory Infections” from week 40 - 10 of the season 2012 - 2013 compared to season 2013 - 2014. Number of cases.



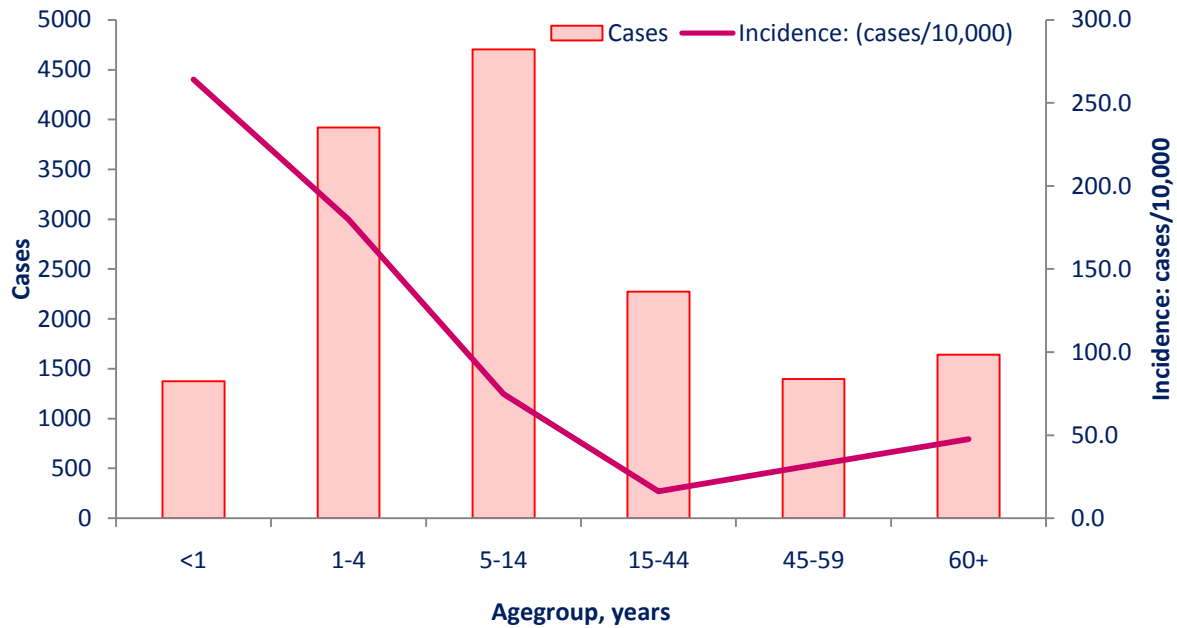
The number of Acute Respiratory Infections in week 10 is 5% lower compared to the same week of previous year

Frequency occurrence of “Upper and Lower Respiratory Infections” by district in week 09 and 10. Incidence: cases/10,000.

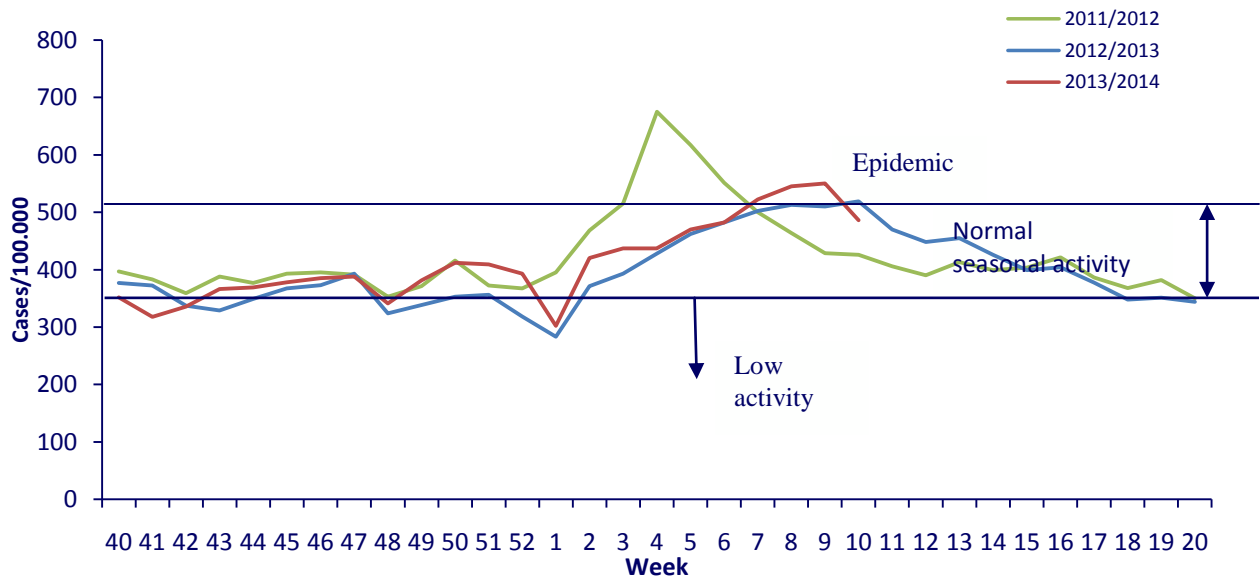


The Incidence of Acute Respiratory Infections in week 10 is lower in all big districts of the country compared to previous week

**Distribution of “Upper and Lower Respiratory Infections” by age group.
No. of cases and incidence (cases/10,000)**

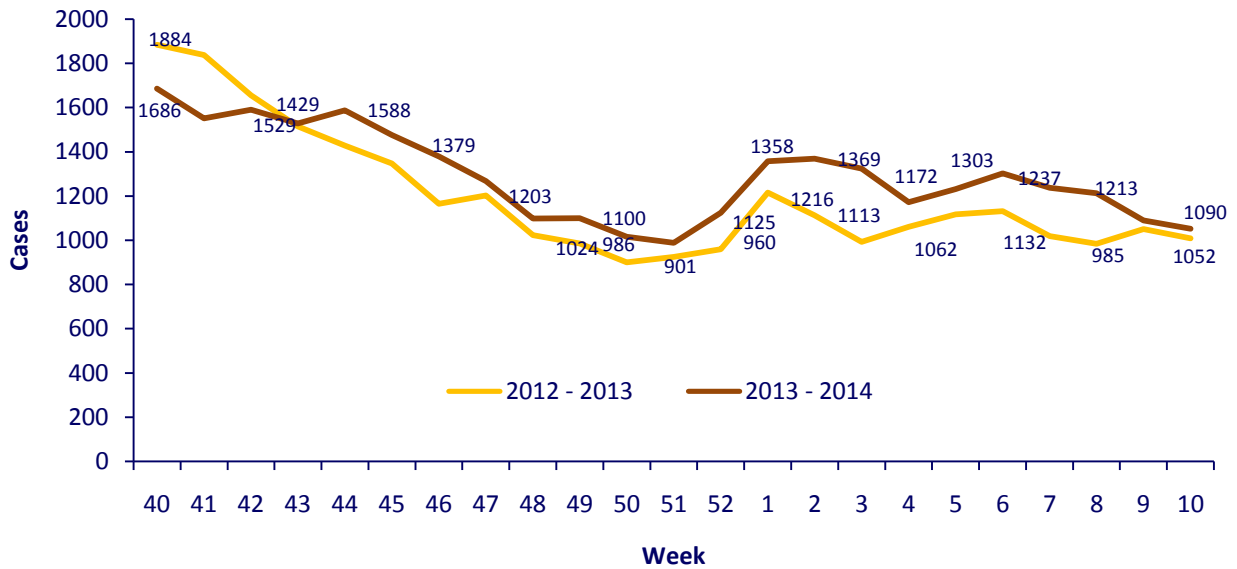


Comparison of the activity of “Upper and Lower Respiratory Infections” according to seasons (weeks 40 – 20) and Epidemic threshold. Cases/100,000



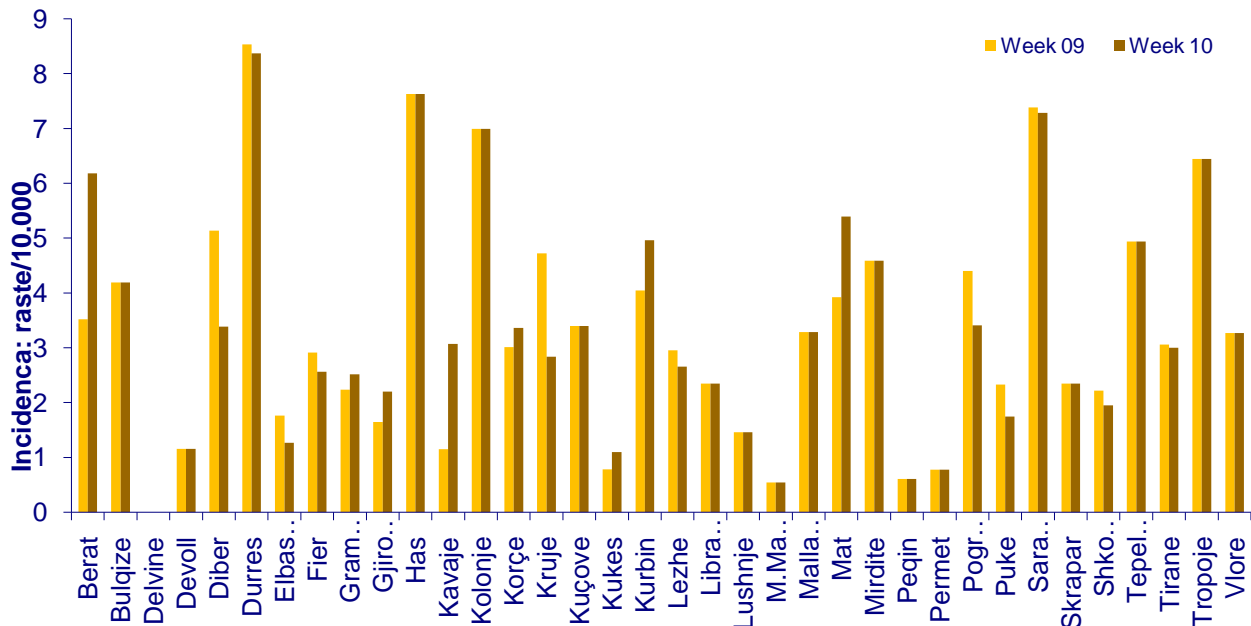
The rate of acute respiratory infections decreased to normal seasonal activity in week 10.

Weekly trend of “Diarrhoea without Blood” from week 40 - 10 of the season 2012 - 2013 compared to season 2013 - 2014. Number of cases.



During week 10 of the year 2014 the number of consultations of “Diarrhoea without Blood” increased 4% compared to the same week of previous year.

Diarrhoea without Blood frequency occurrence by district in week 09 and 10. Incidence (Cases /10,000 population)



Most cases were reported from hospitals’ emergency departments. There is a heterogeneous distribution without spatio-temporal clustering or epidemiological link between cases.

Reporting rates in percentage by district in week 10

