



REPUBLIKA E SHQIPËRISË
MINISTRIA E SHËNDETËSISË
INSTITUTE OF PUBLIC HEALTH

DATA OF “ALERT” SYNDROME - BASED SURVEILLANCE OVER THE PERIOD
24 FEBRUARY -2 MARCH 2014
(WEEK 09)

For this period, have reported 36 districts or 100% (=36/36) of them

3 districts or 8% (=3/36) of them have reported by phone, mail:
HAS, M. MADHE, PEQIN,

33 districts or 92% (=33/36) of them have reported by e-mail:

BERAT, BULQIZË, DELVINË, DEVOLL, DIBËR, DURRËS, ELBASAN, FIER, GJIROKASTËR, GRAMSH, KAVAJË,
KOLONJË, KORÇË, KRUIË, KUÇOVË, KURBIN, LEZHË, LIBRAZHD, LUSHNJE, MALLAKASTËR, MAT, MIRDITË,
PËRMET, POGRADEC, PUKË, SARANDË, SHKODËR, SKRAPAR, TEPELENË, TIRANË, TROPOJË, VLORË.

No report in time: 0 district or 0% (=0/36) of them:

TOTAL NUMBER OF NOTIFICATIONS OF “ALERT” INFECTIOUS SYNDROMES BY WEEK 09

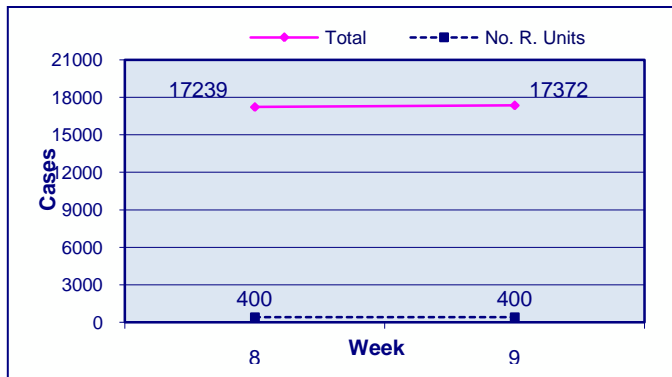
	Week 09
DIARRHOEA WITHOUT BLOOD	1,90
DIARRHOEA WITH BLOOD	0
UPPER RESPIRATORY INFECTIONS	11,108
LOWER RESPIRATORY INFECTIONS	6,264
RASH WITH FEVER	9
JAUNDICE	0
HEMORRAGE WITH FEVER	0
SUSPECT MENINGITIS	0
UNEXPLAINED FEVER	0
Number of Reporting Units	400
% of Reporting Units	94% (400/427)

Rash with fever

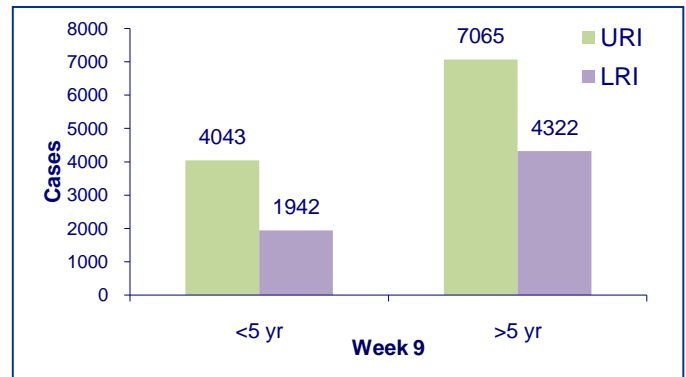
6 cases were reported from district of Tirana and 3 cases from district of Fier. The epidemiological investigation and consultation with family physicians and infectious diseases specialist of the above districts concluded that cases were not suspected for measles or rubella but varicella.

Upper and Lower Respiratory Infections

The trend of Upper and Lower respiratory infections by week



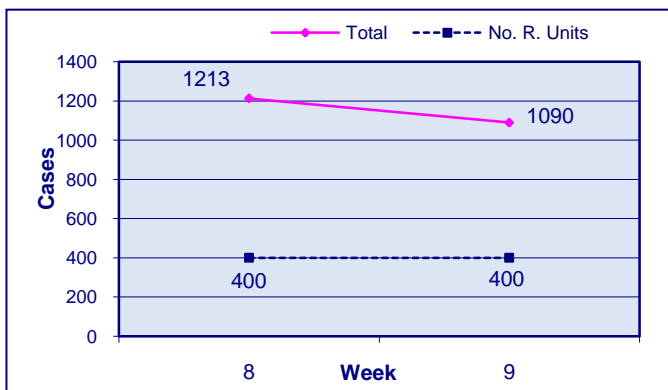
Distribution of Upper and Lower respiratory infections by age group



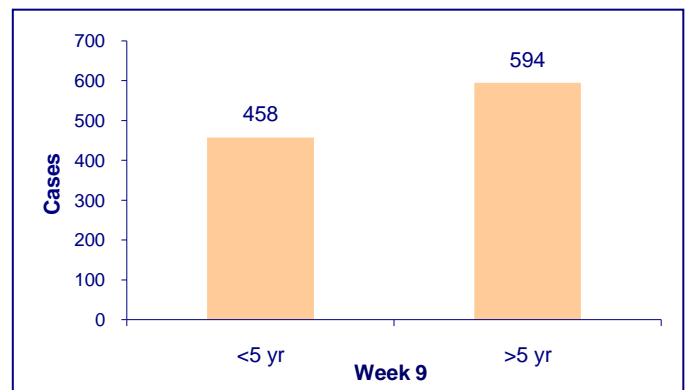
During week 09, the number of consultations of “Upper and Lower Respiratory Infections is stable compared to previous week.

Diarrhoea without Blood

The trend of Diarrhoea without Blood by week

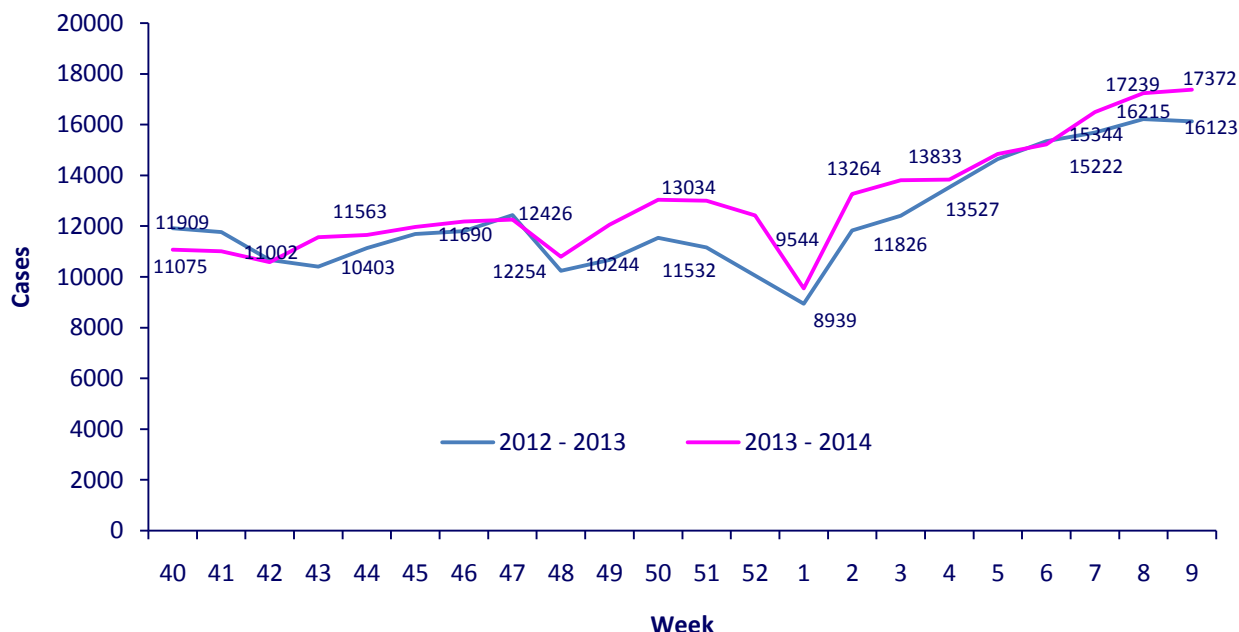


Distribution of Diarrhoea without Blood by age group

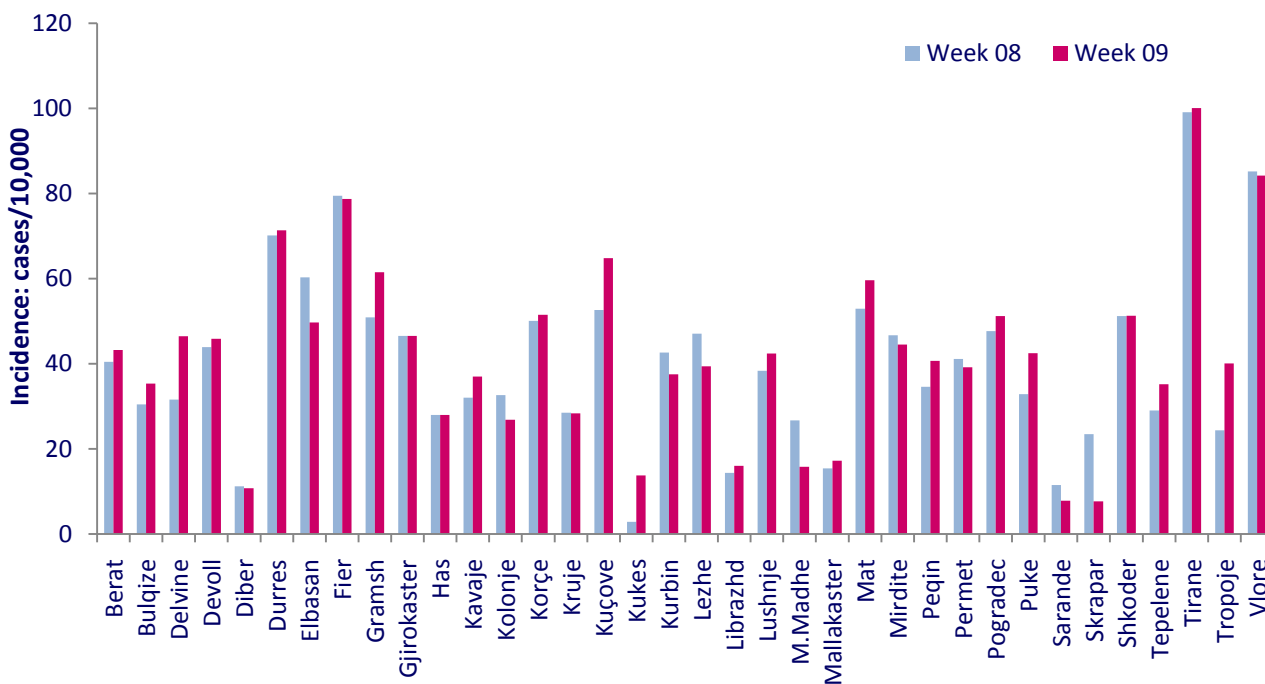


During week 09, the number of consultations of “Diarrhoea without Blood” decreased 9% compared to previous week.

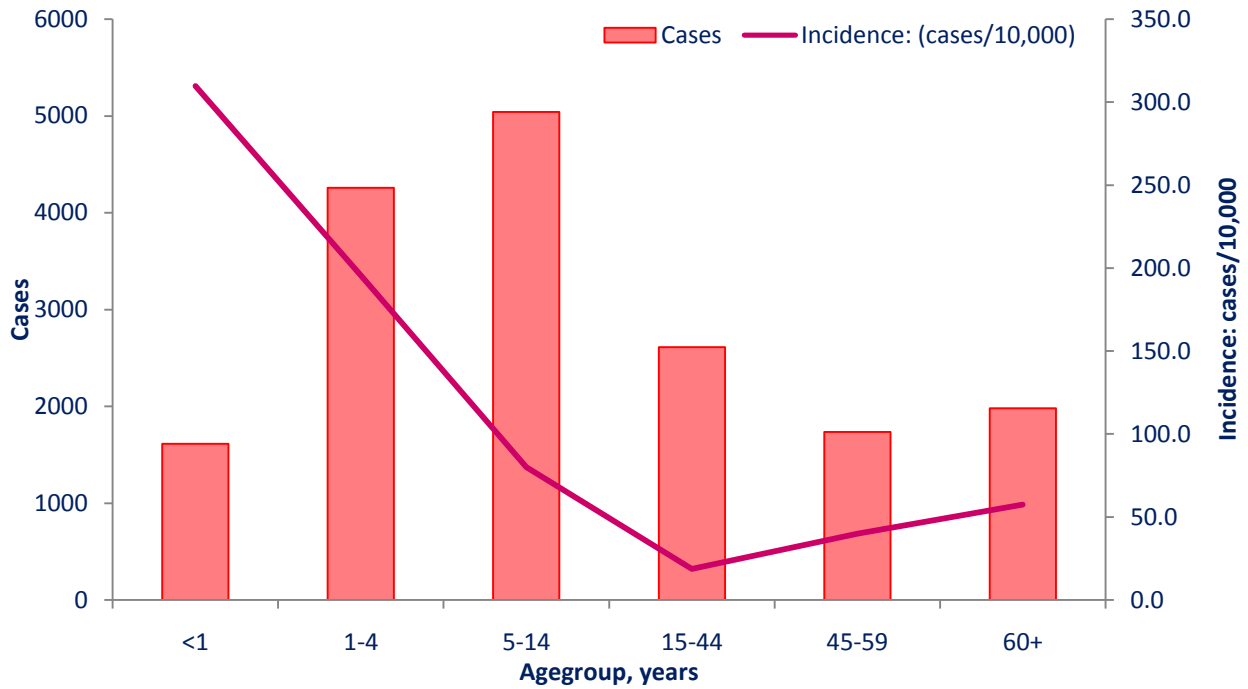
Weekly trend of “Upper and Lower Respiratory Infections” from week 40 - 09 of the season 2012 - 2013 compared to season 2013 - 2014. Number of cases.



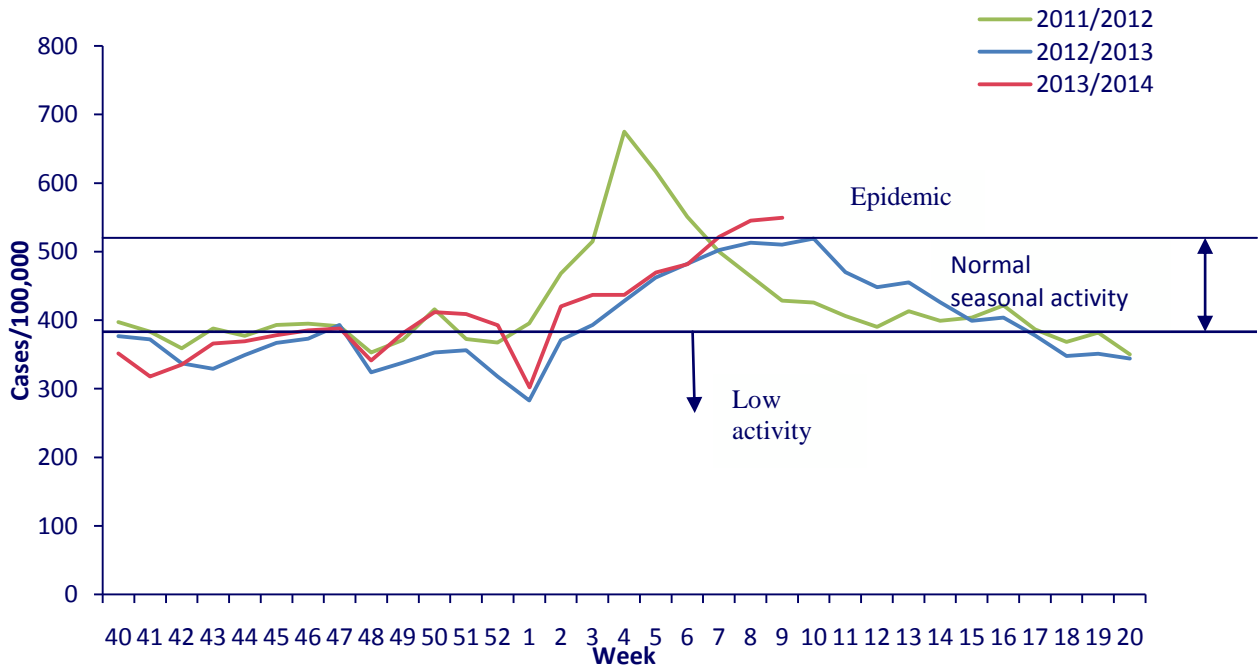
Frequency occurrence of “Upper and Lower Respiratory Infections” by district in week 08 and 09. Incidence: cases/10,000.



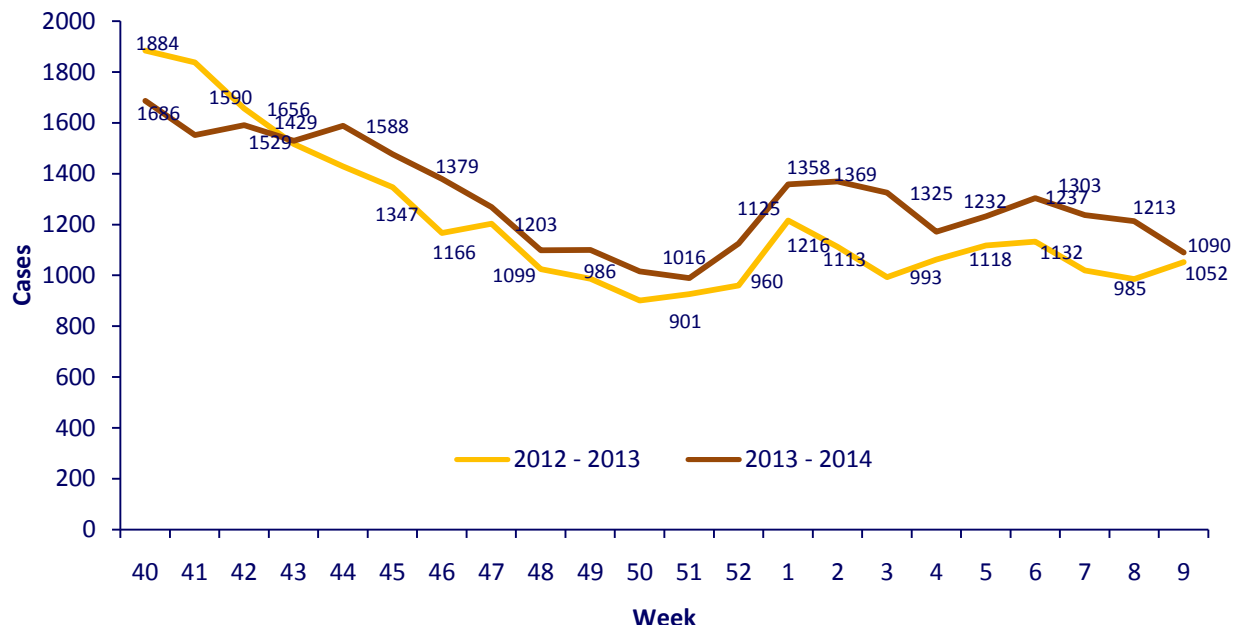
**Distribution of “Upper and Lower Respiratory Infections” by age group.
No. of cases and incidence (cases/10,000)**



Comparison of the activity of “Upper and Lower Respiratory Infections” according to seasons (weeks 40 – 20) and Epidemic threshold. Cases/100,000

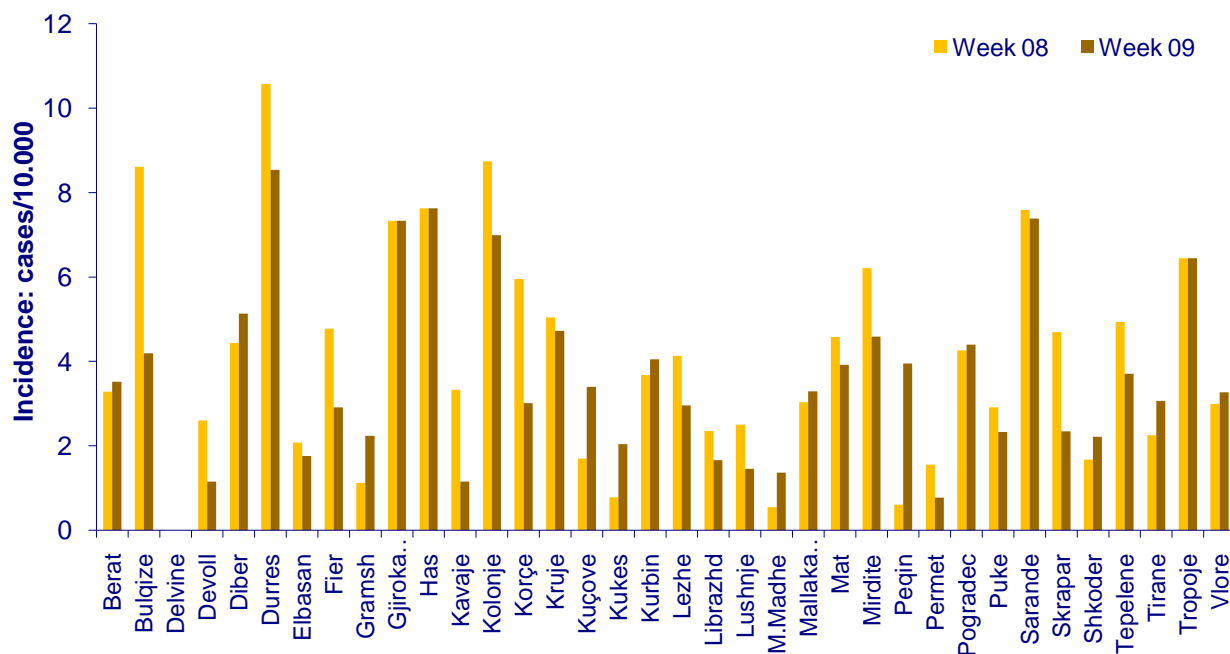


Weekly trend of “Diarrhoea without Blood” from week 40 - 09 of the season 2012 - 2013 compared to season 2013 - 2014. Number of cases.



During week 09 of the year 2014 the number of consultations of “Diarrhoea without Blood” increased 3% compared to the same week of previous year.

Diarrhoea without Blood frequency occurrence by district in week 08 and 09. Incidence (Cases /10,000 population)



Most cases were reported from hospitals’ emergency departments. There is a heterogeneous distribution without spatio-temporal clustering or epidemiological link between cases.

