



REPUBLIKA E SHQIPËRISË  
MINISTRIA E SHËNDETËSISË  
INSTITUTE OF PUBLIC HEALTH

DATA OF "ALERT" SYNDROME - BASED SURVEILLANCE OVER THE PERIOD  
6 JANUARY - 12 JANUARY 2014  
( WEEK 02 )

For this period, have reported 36 districts or 100% (=36/36) of them

3 districts or 8% (=3/36) of them have reported by phone, mail:  
HAS, M. MADHE, PEQIN,

33 districts or 92% (=33/36) of them have reported by e-mail:

BERAT, BULQIZË, DELVINË, DEVOLL, DIBËR, DURRËS, ELBASAN, FIER, GJIROKASTËR, GRAMSH, KAVAJË, KOLONJË, KORÇË, KRUIË, KUÇOVË, KURBIN, LEZHË, LIBRAZHD, LUSHNJE, MALLAKASTËR, MAT, MIRDITË, PËRMET, POGRADEC, PUKË, SARANDË, SHKODËR, SKRAPAR, TEPELENË, TIRANË, TROPOJË, VLORË.

No report in time: 0 district or 0% (=0/36) of them:

TOTAL NUMBER OF NOTIFICATIONS OF "ALERT" INFECTIOUS SYNDROMES BY WEEK 02

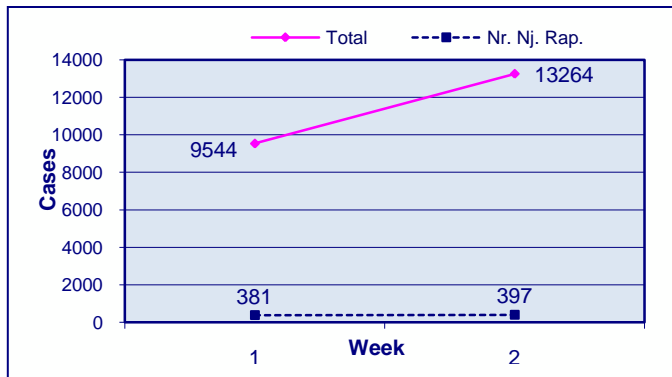
	Week 02
DIARRHOEA WITHOUT BLOOD	1,369
DIARRHOEA WITH BLOOD	0
UPPER RESPIRATORY INFECTIONS	8,142
LOWER RESPIRATORY INFECTIONS	5,122
RASH WITH FEVER	10
JAUNDICE	0
HEMORRAGE WITH FEVER	0
SUSPECT MENINGITIS	0
UNEXPLAINED FEVER	0
Number of Reporting Units	397
% of Reporting Units	93% (397/427)

**Rash with fever**

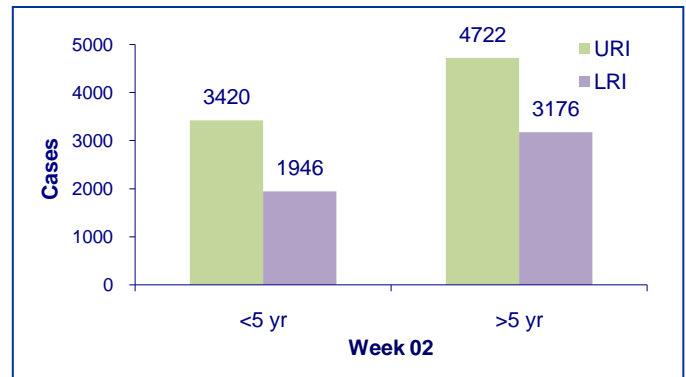
Cases were reported from district of Fier. The epidemiological investigation and consultation with family physicians and infectious diseases specialist of the district concluded that cases were not suspected for measles or rubella but varicella.

## Upper and Lower Respiratory Infections

The trend of Upper and Lower respiratory infections by week



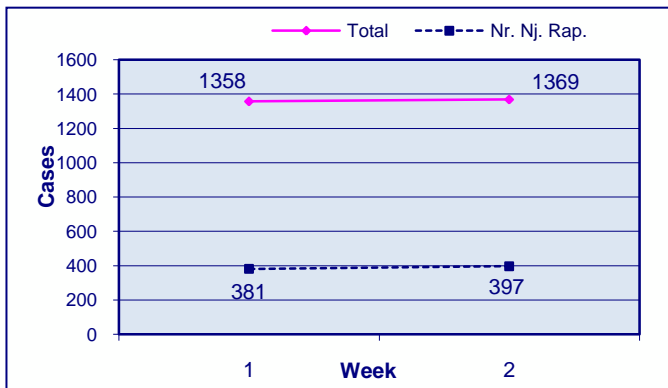
Distribution of Upper and Lower respiratory infections by age group



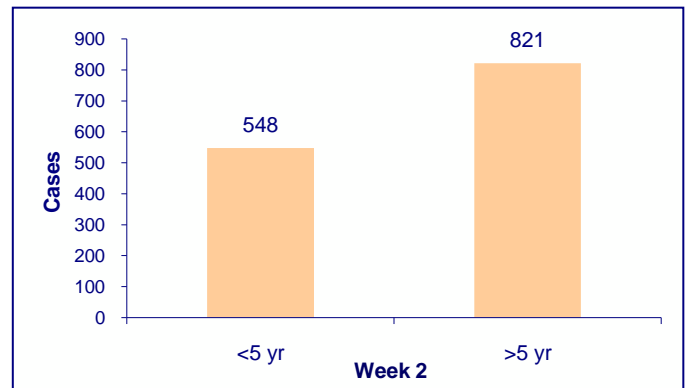
During week 02, the number of consultations of “Upper and Lower Respiratory Infections” is stable increased compared to previous week.

## Diarrhoea without Blood

The trend of Diarrhoea without Blood by week

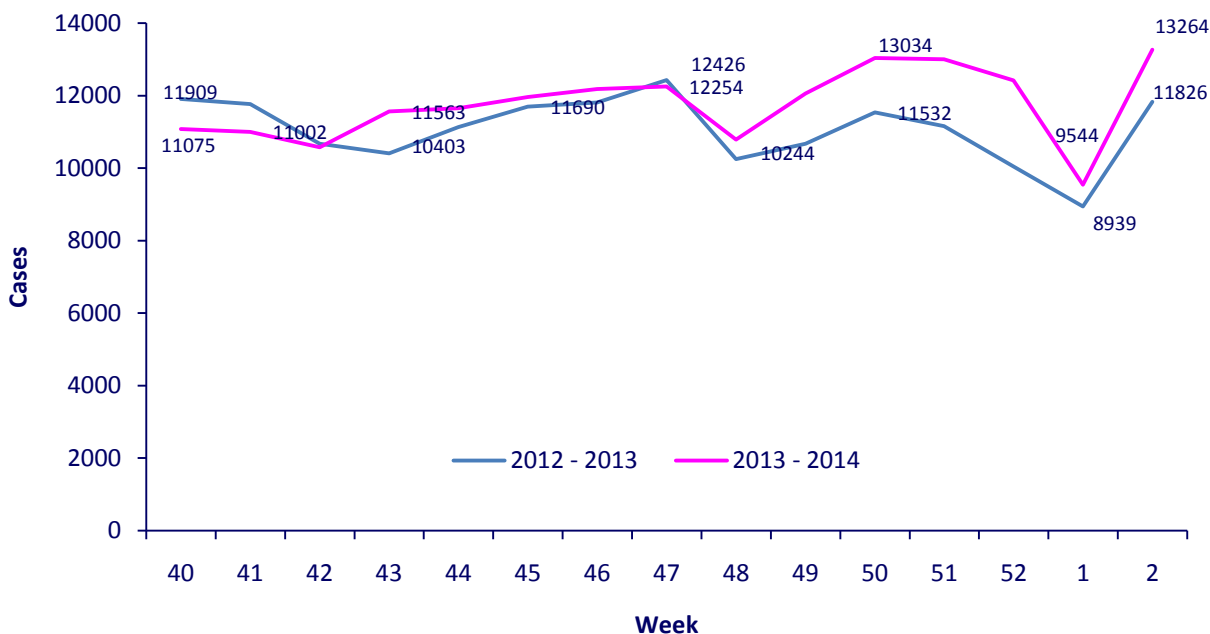


Distribution of Diarrhoea without Blood by age group

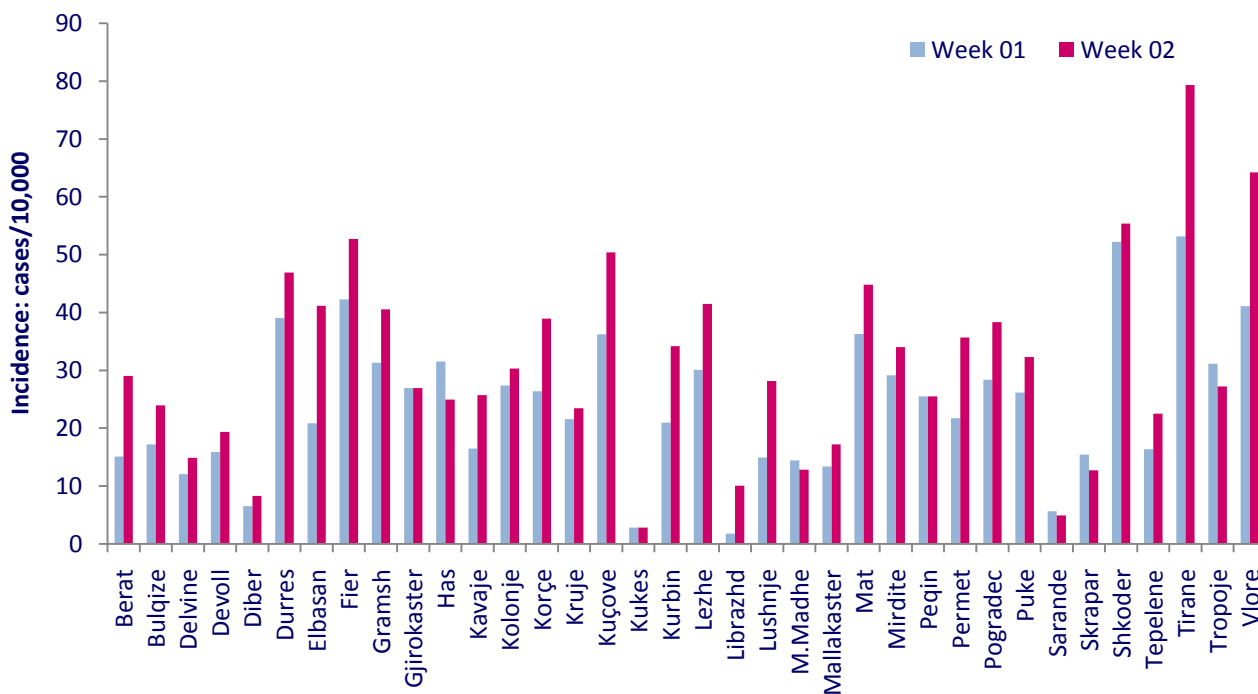


During week 02, the number of consultations of “Diarrhoea without Blood” is stable compared to previous week.

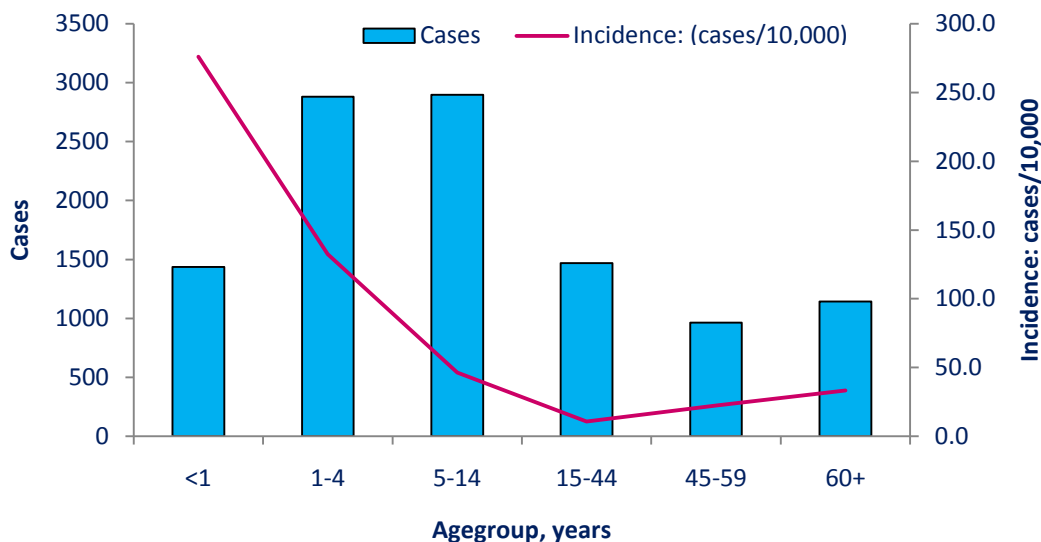
**Weekly trend of “Upper and Lower Respiratory Infections” from week 40 - 02 of the season 2012 - 2013 compared to season 2013 - 2014. Number of cases.**



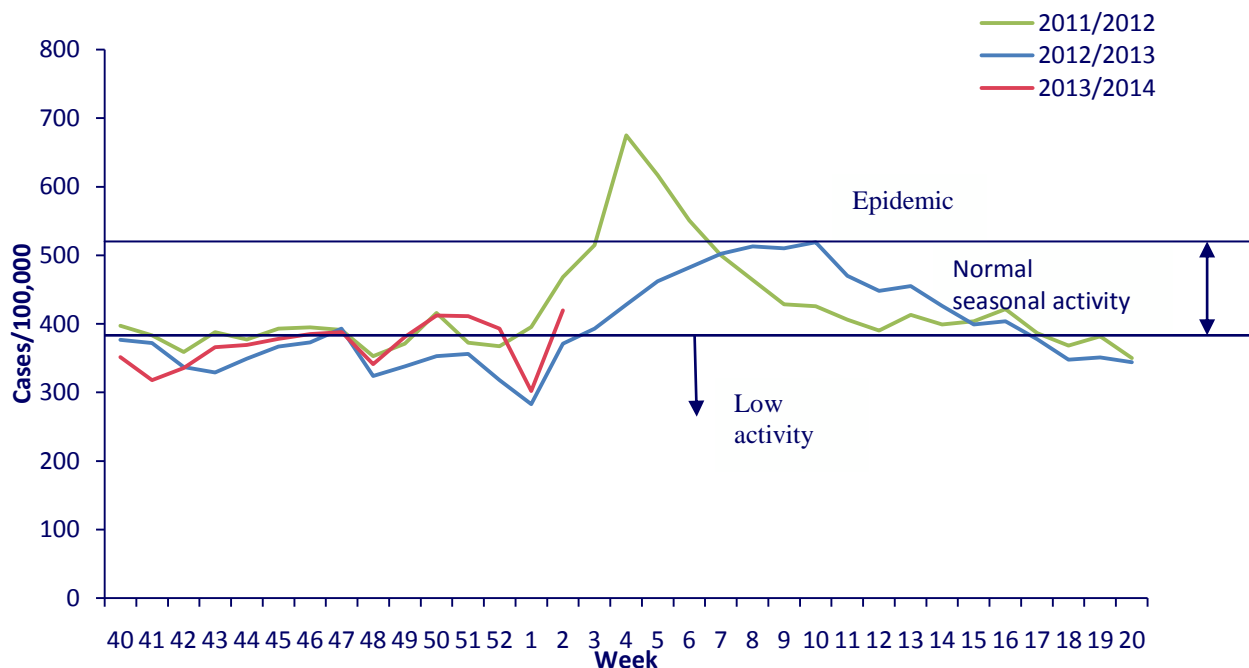
**Frequency occurrence of “Upper and Lower Respiratory Infections” by district in week 01 and 02. Incidence: cases/10,000.**



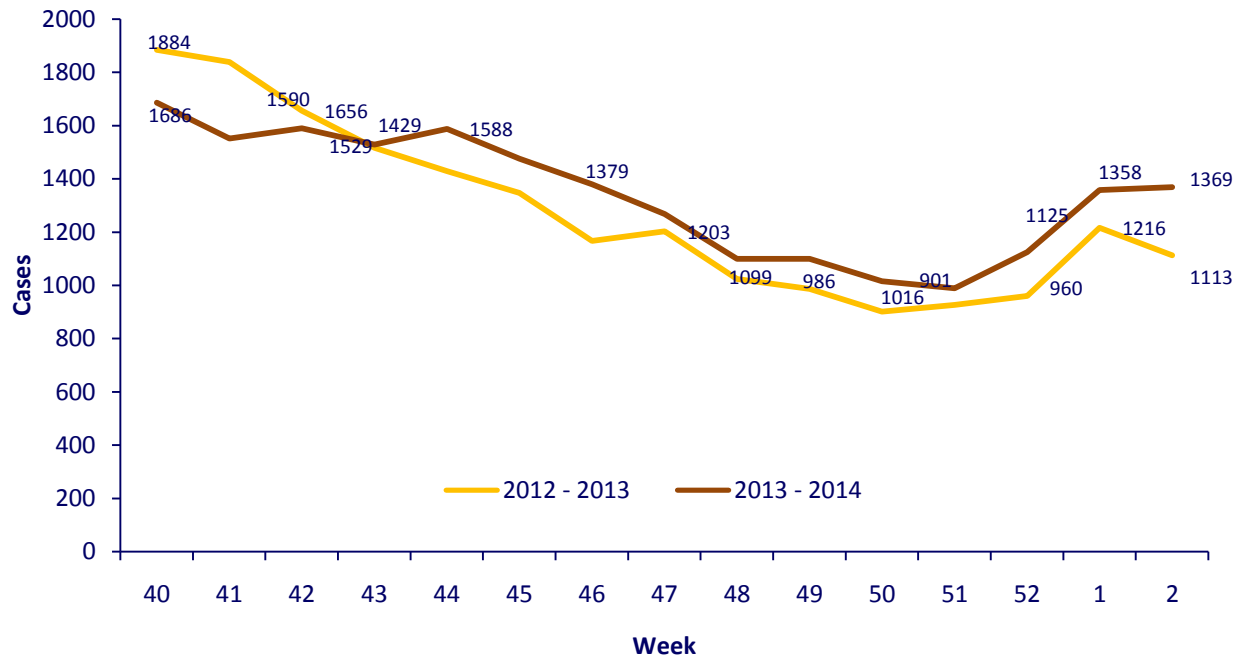
**Distribution of “Upper and Lower Respiratory Infections” by age group.  
No. of cases and incidence (cases/10,000)**



**Comparison of the activity of “Upper and Lower Respiratory Infections” according to seasons (weeks 40 – 20) and Epidemic threshold. Cases/100,000**

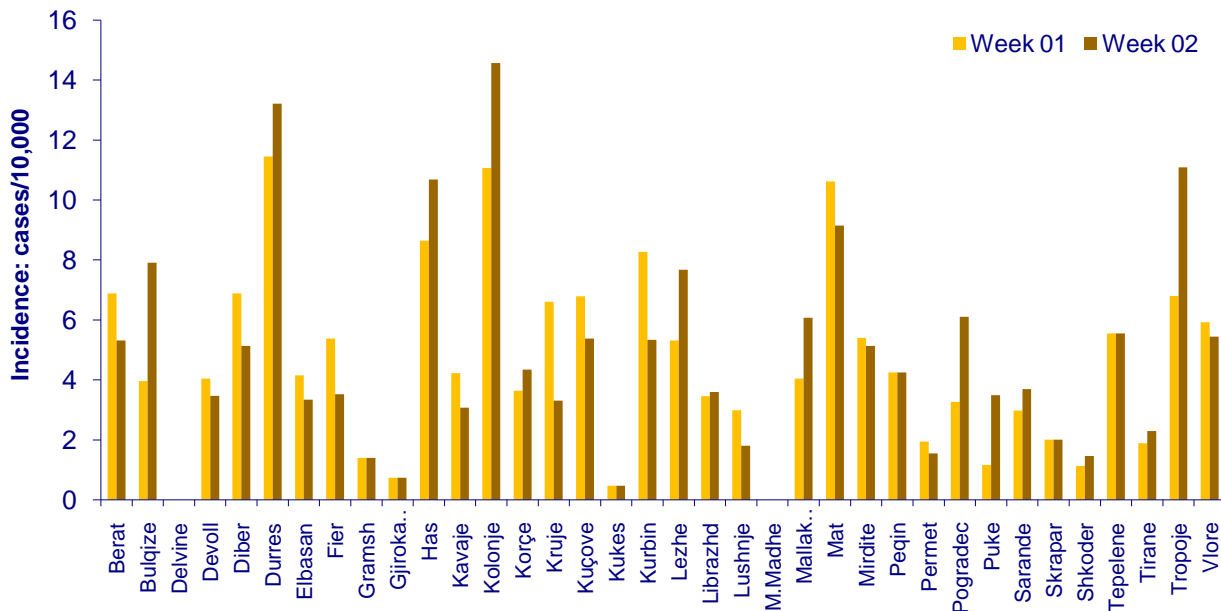


**Weekly trend of “Diarrhoea without Blood” from week 40 - 02 of the season 2012 - 2013 compared to season 2013 - 2014. Number of cases.**



During week 02 of the year 2014 the number of consultations of “Diarrhoea without Blood” increased 19% compared to the same week of previous year.

**Diarrhoea without Blood frequency occurrence by district in week 01 and 02. Incidence (Cases /10,000 population)**



Most cases were reported from hospitals’ emergency departments. There is a heterogeneous distribution without spatio-temporal clustering or epidemiological link between cases.

## Reporting rates in percentage by district in week 2

